

2008

Research Update Meeting 2008 - Slides of the Impact of Flooding on Cranberry Vines

Justine Vanden Heuvel
Cornell University, jev32@cornell.edu

Follow this and additional works at: http://scholarworks.umass.edu/cranberry_extension



Part of the [Horticulture Commons](#)

Recommended Citation

Vanden Heuvel, Justine, "Research Update Meeting 2008 - Slides of the Impact of Flooding on Cranberry Vines" (2008). *Cranberry Station Extension meetings*. 53.

Retrieved from http://scholarworks.umass.edu/cranberry_extension/53

This Article is brought to you for free and open access by the Cranberry Station Outreach and Public Service Activities at ScholarWorks@UMass Amherst. It has been accepted for inclusion in Cranberry Station Extension meetings by an authorized administrator of ScholarWorks@UMass Amherst. For more information, please contact scholarworks@library.umass.edu.

The impact of flooding on cranberry vines

Justine Vanden Heuvel
Cornell University
Ithaca, NY

Cranberry floods

Late Water (Spring)



Harvest



Winter



Methods

- Flood water measurements:
 - Depth
 - Temperature
 - Dissolved oxygen concentration
 - Light penetration to vines

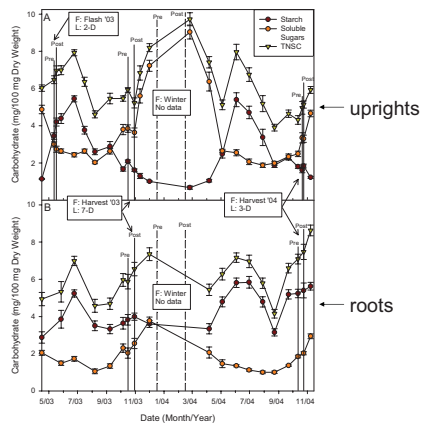


TNSC

- Total Non-structural Carbohydrates
- Carbohydrates are the product of photosynthesis
- Carbohydrates are the energy source used by the vine for growth and fruit production

TNSC pattern in EB over two seasons

Vertical lines represent floods



Flash Floods

Cultivar ^a	Year	Duration (d)	Appl. date ^b	Min. temp (°C) ^{c,1}	Max. temp (°C)	Min. O ₂ (mg·L ⁻¹) ^{b,2}	Max. O ₂ (mg·L ⁻¹)	Depth (cm) ^a	ΔTNSC (mg/100 mg) ^b	ΔTNSC (% change)
<i>Flash</i>										
S	2003	2	15 May	19.0	19.5	7.1	8.1	26	0.92	12
EB	2003	2	15 May	19.8	20.5	6.9	7.7	26	0.48	7
EB	2003	2	12 May	14.0	14.4	7.8	8.6	27	-0.32	-5
H	2003	2	12 May	14.2	14.4	7.8	8.5	25	-0.57	-10
H	2004	2	12 May	17.0	22.6	4.5	8.4	68	0.37	5
EB	2004	3	10 May	19.4	20.0	7.3	8.3	23	0.51	8
H	2004	2	10 May	15.8	21.0	5.7	8.5	54	-1.29	-18

Only a significant decrease in TNSC in 1 of 7 flash floods


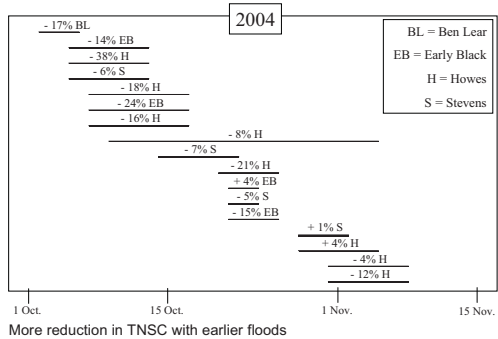
Flooding effects on TNSC

- Late water floods:
 - Δ TNSC between pre- and post-flood uprights from bogs ranged from -31% to +36% (13 floods)
- Harvest floods:
 - Δ TNSC between pre- and post-flood uprights from bogs range from -42% to +4% (29 floods)

Flood water conditions

- Path co-efficient analysis indicated that actual Δ TNSC (mg/100mg) was significantly affected by:
 - Date of flood application (+0.32)
 - Maximum water temperature (-0.56)
 - Minimum water DO (-0.37)
- Light penetration and water depth had no effect on TNSC

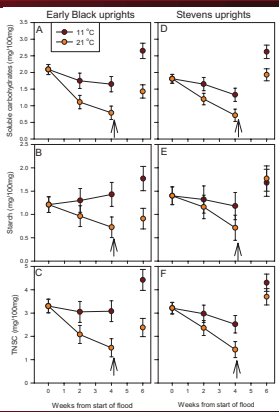
Date of flood application



Late water flood – uprights

Arrows indicate end of flood

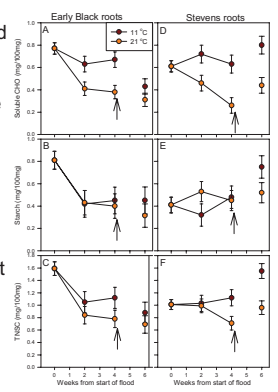
Temperature differences still there in EB two weeks later, but not as much in Stevens

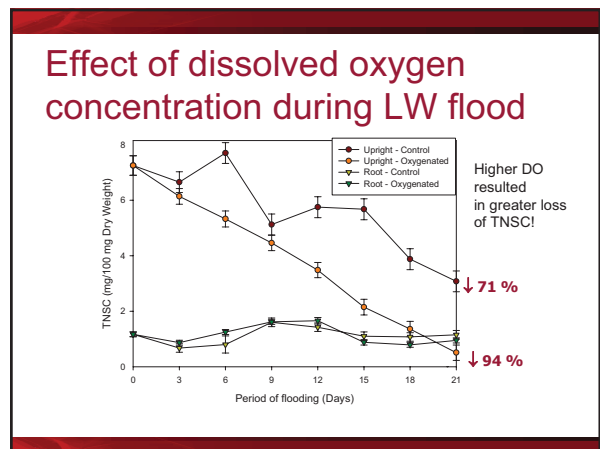

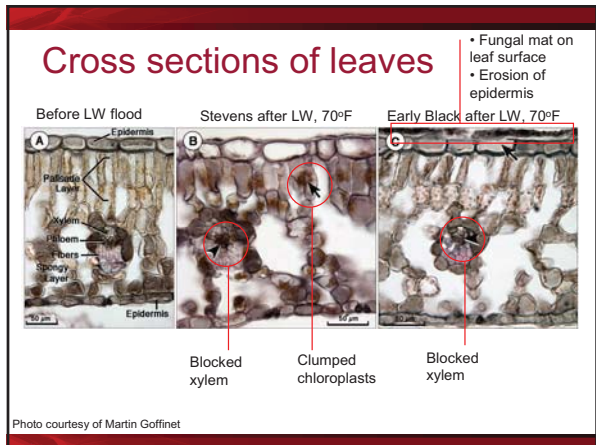
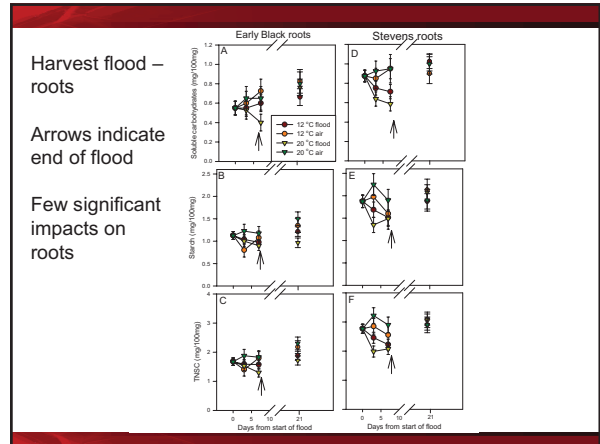
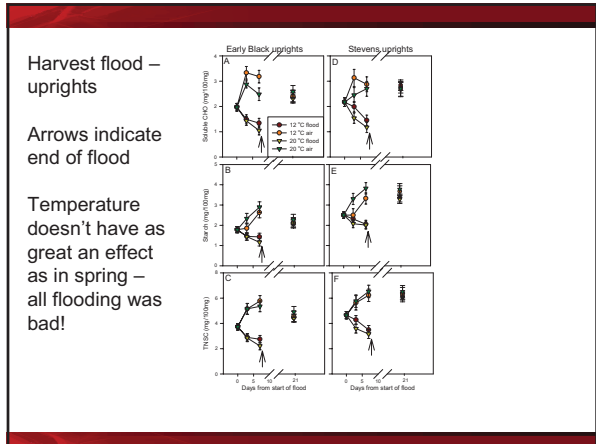


Late water flood – roots

Arrows indicate end of flood

Temperature differences still there in Stevens two weeks later, but not as much in EB





Conclusions – Flash Floods

- Good options for pest control
- Use short flood with cool water

Conclusions – Late water floods

- The impact of LW floods is variable – generally fine to use unless water gets warm (>68°F)
- Keep water cool by maximizing volume on bog and recharging

Conclusions – Harvest floods

- Most dangerous flood!
- Can be very detrimental to vines, although recovery is possible under optimal conditions
- Keep flood as brief as possible, particularly early in the season
- Water needs to be as cool as possible

Conclusions – Winter floods

- Don't worry too much
- Read this: "Winter flooding of cranberry vines." by J. Vanden Heuvel, T.R. Roper, and J. Altweis. The Fruit Grower News 45(12): 9-11. 2006

Questions?

