

SPELLING BEE CHANNEL HOOKUP

Page 1 of 11

3/16/11

Lighting Designer: Jonathan D. Hicks
E: jdicks@theater.umass.edu
C: 805.451.9107

Rand Theater
November 2010
ALD: Dana DeLise

Chan	Position	U#	Purpose	Inst Type & Access & Watt	Color & Gobo
(1)	FOH 4	1	FL DDL	Alt 360Q 6x16 1kw	⊗ R3204+R119
(2)	FOH 4	3	FL DDC	Alt 360Q 6x16 1kw	⊗ R3204+R119
(3)	FOH 4	5	FL DDR	Alt 360Q 6x16 1kw	⊗ R3204+R119
(4)	FOH 3	4	FL DL	Alt 360Q 6x16 1kw	⊗ R3204+R119
(5)	FOH 3	8	FL DC	Alt 360Q 6x16 1kw	⊗ R3204+R119
(6)	FOH 3	14	FL DR	Alt 360Q 6x16 1kw	⊗ R3204+R119
(7)	FOH 3	2	FL CL	Alt 360Q 6x16 1kw	⊗ R3204+R119
(8)	FOH 3	6	FL CCL	Alt 360Q 6x16 1kw	⊗ R3204+R119
(9)	FOH 3	10	FL CC	Alt 360Q 6x16 1kw	⊗ R3204+R119
(10)	FOH 3	12	FL CCR	Alt 360Q 6x16 1kw	⊗ R3204+R119
(11)	FOH 3	16	FL CR	Alt 360Q 6x16 1kw	⊗ R3204+R119
(12)	FOH 4	2	FL DDL BREAKUP	S4-19°+S4 A-TempH* 575w	⊗ R54, T:G643
(13)	FOH 4	4	FL DDC BREAKUP	S4-19°+S4 A-TempH* 575w	⊗ R54, T:G643
(14)	FOH 4	6	FL DDR BREAKUP	S4-19°+S4 A-TempH* 575w	⊗ R54, T:G643
(15)	FOH 3	3	FL DL BREAKUP	S4-19°+S4 A-TempH* 575w	⊗ R54, T:G643
(16)	FOH 3	7	FL DC BREAKUP	S4-19°+S4 A-TempH* 575w	⊗ R54, T:G643
(17)	FOH 3	15	FL DR BREAKUP	S4-19°+S4 A-TempH* 575w	⊗ R54, T:G643
(18)	FOH 3	1	FL CL BREAKUP	S4-19°+S4 A-TempH* 575w	⊗ R54, T:G643
(19)	FOH 3	5	FL CCL BREAKUP	S4-19°+S4 A-TempH* 575w	⊗ R54, T:G643
(20)	FOH 3	11	FL CC BREAKUP	S4-19°+S4 A-TempH* 575w	⊗ R54, T:G643
(21)	FOH 3	13	FL CCR BREAKUP	S4-19°+S4 A-TempH* 575w	⊗ R54, T:G643
(22)	FOH 3	17	FL CR BREAKUP	S4-19°+S4 A-TempH* 575w	⊗ R54, T:G643
(23)	BBL 1	5	HS in I < DDL	Alt 360Q 6x9+7.5"-TopHat* 750w	⊗ L201+R119
(24)	BBL 1	3	HS in I < DDC	Alt 360Q 6x12+7.5"-TopHat* 1kw	⊗ L201+R119
(25)	BBL 1	1	HS in I < DDR	Alt 360Q 6x16+7.5"-TopHat* 1kw	⊗ L201+R119
(26)	BBL 1	4	HS EDGE CL <	S4-36°+6.25"-TopHat* 575w	⊗ L201+R119
(27)	BBL 1	2	HS EDGE DR <	S4-26°+6.25"-TopHat* 575w	⊗ L201+R119
(28)	COVE L	3	HS in II < DL	S4-26°+6.25"-TopHat* 575w	⊗ L201+R119

SPELLING BEE CHANNEL HOOKUP

Chan	Position	U#	Purpose	Inst Type & Access & Watt	Color & Gobo
(29)	COVE L	2	HS in II < DC	S4-19°+6.25"-TopHat* 575w	● L201+R119
(30)	COVE L	1	HS in II < DR	S4-19°+6.25"-TopHat* 575w	● L201+R119
(31)	1st ELECTRIC	1	HS in III < CLL	S4-36° 575w	● L201+R119
(32)	1st ELECTRIC	2	HS in III < CL	S4-26° 575w	● L201+R119
(33)	1st ELECTRIC	3	HS in III < CC	S4-26° 575w	● L201+R119
(34)	1st ELECTRIC	4	HS in III < CR	S4-19° 575w	● L201+R119
(35)	1st ELECTRIC	5	HS in III < CRR	S4-19° 575w	● L201+R119
(36)	2nd ELECTRIC	1	HS in IV < UL	S4-36° 575w	● L201+R119
(37)	2nd ELECTRIC	2	HS in IV < UC	S4-36° 575w	● L201+R119
(38)	2nd ELECTRIC	3	HS in IV < UR	S4-26° 575w	● L201+R119
(43)	BBR 1	1	HS in I > DDL	Alt 360Q 6x16+7.5"-TopHat* 1kw	● L201+R119
(44)	BBR 1	3	HS in I > DDC	Alt 360Q 6x12+7.5"-TopHat* 1kw	● L201+R119
(45)	BBR 1	4	HS in I > DDR	Alt 360Q 6x9+7.5"-TopHat* 750w	● L201+R119
(46)	BBR 1	2	HS in I > DDC	S4-26°+6.25"-TopHat* 575w	● L201+R119
(47)	BBR 1	5	HS in I > DDR	S4-36°+6.25"-TopHat* 575w	● L201+R119
(48)	COVE R	1	HS in II > DL	S4-19°+6.25"-TopHat* 575w	● L201+R119
(49)	COVE R	2	HS in II > DC	S4-19°+6.25"-TopHat* 575w	● L201+R119
(50)	COVE R	3	HS in II > DR	S4-26°+6.25"-TopHat* 575w	● L201+R119
(51)	1st ELECTRIC	21	HS in III < CLL	S4-19° 575w	● L201+R119
(52)	1st ELECTRIC	22	HS in III < CL	S4-19° 575w	● L201+R119
(53)	1st ELECTRIC	23	HS in III < CC	S4-26° 575w	● L201+R119
(54)	1st ELECTRIC	24	HS in III < CR	S4-26° 575w	● L201+R119
(55)	1st ELECTRIC	25	HS in III < CRR	S4-36° 575w	● L201+R119
(56)	2nd ELECTRIC	22	HS in IV > UL	S4-26° 575w	● L201+R119
(57)	2nd ELECTRIC	23	HS in IV > UC	S4-36° 575w	● L201+R119
(58)	2nd ELECTRIC	24	HS in IV > UR	S4-36° 575w	● L201+R119
(61)	FOH 1A	8	DNLT in II DL	S4-26° 750w	○ R119+HS
	FOH 1A	8		BROADWAY	▣ SCROLL 3
(62)	FOH 1A	9	DNLT in II DC	S4-26° 750w	○ R119+HS
	FOH 1A	9		BROADWAY	▣ SCROLL 3

SCROLLS:

- UMASS Broadway Scroll: R02, R05, R33, R51, R360, R70, R17, R19, R23, R42, R349, R58, R370, R80, R74, R90



SPELLING BEE CHANNEL HOOKUP

Chan	Position	U#	Purpose	Inst Type & Access & Watt	Color & Gobo
(63)	FOH 1A	11	DNLT in II DR	S4-26° 750w	○ R119+HS
	FOH 1A	11		BROADWAY	▣ SCROLL 3
(64)	1st ELECTRIC	9	DNLT in III CL	S4-50° 575w	○ R119+HS
	1st ELECTRIC	9		BROADWAY	▣ SCROLL 3
(65)	1st ELECTRIC	12	DNLT in III CC	S4-50° 575w	○ R119+HS
	1st ELECTRIC	12		BROADWAY	▣ SCROLL 3
(66)	1st ELECTRIC	16	DNLT in III CR	S4-50° 575w	○ R119+HS
	1st ELECTRIC	16		BROADWAY	▣ SCROLL 3
(67)	2nd ELECTRIC	4	DNLT in IV UR	S4-50° 575w	○ R119+HS
	2nd ELECTRIC	4		BROADWAY	▣ SCROLL 3
(68)	2nd ELECTRIC	12	DNLT in IV UC	S4-50° 575w	○ R119+HS
	2nd ELECTRIC	12		BROADWAY	▣ SCROLL 3
(69)	2nd ELECTRIC	20	DNLT in IV UR	S4-50° 575w	○ R119+HS
	2nd ELECTRIC	20		BROADWAY	▣ SCROLL 3
(71)	COVE L	6	SHINS in I <	S4-36°+6.25"-TopHat* 575w	● R364+R119
(72)	COVE R	5	SHINS in I >	S4-36°+6.25"-TopHat* 575w	● R364+R119
(73)	SMOKE POCKET L	5	SHINS in III <	S4-26° 575w	● R364+R119
(74)	SMOKE POCKET R	5	SHINS in III >	S4-26° 575w	● R364+R119
(75)	BOOM L #2	3	SHINS in IV <	S4-26° 575w	● R364+R119
(76)	BOOM R #2	3	SHINS in IV >	S4-26° 575w	● R364+R119
(77)	US WALL MOUNT	1	HALLWAY FL	COLORTRAN 575w	○ R119
(78)	BOOM R #3	3	SHINS in V >	S4-36° 575w	● R364+R119
(81)	COVE L	5	MIDS in I <	S4-36°+6.25"-TopHat* 575w	● R54+R119
(82)	COVE R	6	MIDS in I >	S4-36°+6.25"-TopHat* 575w	● R54+R119
(83)	SMOKE POCKET L	4	MIDS in III <	S4-26° 575w	● R54+R119
(84)	SMOKE POCKET R	4	MIDS in III >	S4-26° 575w	● R54+R119
(85)	BOOM L #2	2	MIDS in IV <	S4-26° 575w	● R54+R119
(86)	BOOM R #2	2	MIDS in IV >	S4-26° 575w	● R54+R119
(87)	BOOM L #3	2	MIDS in V <	S4-36° 575w	● R54+R119
(88)	BOOM R #3	2	MIDS in V >	S4-36° 575w	● R54+R119

SCROLLS:

- UMASS Broadway Scroll: R02, R05, R33, R51, R360, R70, R17, R19, R23, R42, R349, R58, R370, R80, R74, R90




SPELLING BEE CHANNEL HOOKUP


































Chan	Position	U#	Purpose	Inst Type & Access & Watt	Color & Gobo
(90)	3rd ELECTRIC	A1	HALLWAY	R40 3 Cir 7'6" Strip 1.5kw	N/C
	3rd ELECTRIC	A2	HALLWAY	R40 3 Cir 7'6" Strip 1.5kw	● L200
	3rd ELECTRIC	A3	HALLWAY	R40 3 Cir 7'6" Strip 1.5kw	N/C
	3rd ELECTRIC	B1	HALLWAY	R40 3 Cir 7'6" Strip 1.5kw	N/C
	3rd ELECTRIC	B2	HALLWAY	R40 3 Cir 7'6" Strip 1.5kw	● L200
	3rd ELECTRIC	B3	HALLWAY	R40 3 Cir 7'6" Strip 1.5kw	N/C
(91)	COVE L	4	HEADS in I <	S4-36°+6.25"-TopHat* 575w	○ R37+R119
(92)	COVE R	4	HEADS in I >	S4-36°+6.25"-TopHat* 575w	○ R37+R119
(93)	SMOKE POCKET L	3	HEADS in III <	S4-26° 575w	○ R37+R119
(94)	SMOKE POCKET R	3	HEADS in III >	S4-26° 575w	○ R37+R119
(95)	BOOM L #2	1	HEADS in IV <	S4-26° 575w	○ R37+R119
(96)	BOOM R #2	1	HEADS in IV >	S4-26° 575w	○ R37+R119
(97)	BOOM L #3	1	HEADS in V <	S4-36° 575w	○ R37+R119
(98)	BOOM R #3	1	HEADS in V >	S4-36° 575w	○ R37+R119
(101)	SMOKE POCKET L	2		Chroma-Q	▣ SCROLL 2
	SMOKE POCKET R	2	WALL WASH	S4-50° 575w	○ R104+R104+HS
(102)	SMOKE POCKET R	7	WALL WASH	S4-50° 575w	○ R104+R104+HS
	SMOKE POCKET R	7		Chroma-Q	▣ SCROLL 2
(103)	TORM L	5	WALL WASH	S4-26° 575w	○ R119
	TORM L	5		Chroma-Q	▣ SCROLL 2
(104)	SMOKE POCKET L	2	WALL WASH	S4-50° 575w	○ R104+R104+HS
	SMOKE POCKET R	2		Chroma-Q	▣ SCROLL 2
(105)	SMOKE POCKET L	7	WALL WASH	S4-50° 575w	○ R104+R104+HS
	SMOKE POCKET L	7		Chroma-Q	▣ SCROLL 2
(106)	BOOM L #1	1	WALL WASH	S4-50° 575w	○ R104+R104+HS
	BOOM L #1	1		Chroma-Q	▣ SCROLL 2
(107)	BOOM R #1	1	WALL WASH	S4-50° 575w	○ R104+R104+HS
	BOOM R #1	1		Chroma-Q	▣ SCROLL 2
(108)	TORM R	5	WALL WASH	S4-26° 575w	○ R119
	TORM R	5		Chroma-Q	▣ SCROLL 2
(121)	1st ELECTRIC	14	BAX A	PAR 64 WFL+10" BarnD-4* 575w	● R358

SCROLLS:

2. UMass Scroll #2: R93, R89, R80, R71, R65, R63, R58, R55, R46, R41, L148, R34, R26, R21, R312



SPELLING BEE CHANNEL HOOKUP

Chan	Position	U#	Purpose	Inst Type & Access & Watt	Color & Gobo
(122)	1st ELECTRIC	18	BAX A	PAR 64 WFL+10" BarnD-4* 575w	 R358
(123)	1st ELECTRIC	15	BAX A	PAR 64 WFL+10" BarnD-4* 575w	 R358
(124)	1st ELECTRIC	20	BAX A	PAR 64 WFL+10" BarnD-4* 575w	 R358
(125)	2nd ELECTRIC	14	BAX A	PAR 64 WFL+10" BarnD-4* 575w	 R358
(126)	2nd ELECTRIC	15	BAX A	PAR 64 WFL+10" BarnD-4* 575w	 R358
(127)	2nd ELECTRIC	18	BAX A	PAR 64 WFL+10" BarnD-4* 575w	 R358
(128)	2nd ELECTRIC	19	BAX A	PAR 64 WFL+10" BarnD-4* 575w	 R358
(131)	1st ELECTRIC	8	BAX B	PAR 64 WFL+10" BarnD-4* 575w	 L148
(132)	1st ELECTRIC	11	BAX B	PAR 64 WFL+10" BarnD-4* 575w	 L148
(133)	1st ELECTRIC	6	BAX B	PAR 64 WFL+10" BarnD-4* 575w	 L148
(134)	1st ELECTRIC	10	BAX B	PAR 64 WFL+10" BarnD-4* 575w	 L148
(135)	2nd ELECTRIC	5	BAX B	PAR 64 WFL+10" BarnD-4* 575w	 L148
(136)	2nd ELECTRIC	6	BAX B	PAR 64 WFL+10" BarnD-4* 575w	 L148
(137)	2nd ELECTRIC	9	BAX B	PAR 64 WFL+10" BarnD-4* 575w	 L148
(138)	2nd ELECTRIC	10	BAX B	PAR 64 WFL+10" BarnD-4* 575w	 L148
(140)	BBL 2	9	STAGE C	S4-PAR MFL+7.5" BarnD-4* 575w	 R59
	BBL 2	10	STAGE C	S4-PAR MFL+7.5" BarnD-4* 575w	 R59
	BBR 2	9	STAGE C	S4-PAR MFL+7.5" BarnD-4* 575w	 R59
	BBR 2	10	STAGE C	S4-PAR MFL+7.5" BarnD-4* 575w	 R59
(141)	BBR 2	5	STAGE A	PAR 64 MFL+10" BarnD-4* 1kw	 R83
(142)	BBL 2	5	STAGE B	PAR 64 MFL+10" BarnD-4* 1kw	 R83
(143)	BBR 2	3	STAGE A	PAR 64 MFL+10" BarnD-4* 1kw	 R349
(144)	BBL 2	3	STAGE B	PAR 64 MFL+10" BarnD-4* 1kw	 R349
(145)	BBR 2	6	STAGE A	PAR 64 MFL+10" BarnD-4* 1kw	 R83
(146)	BBL 2	6	STAGE B	PAR 64 MFL+10" BarnD-4* 1kw	 R83
(147)	BBR 2	4	STAGE A	PAR 64 MFL+10" BarnD-4* 1kw	 R349
(148)	BBL 2	4	STAGE B	PAR 64 MFL+10" BarnD-4* 1kw	 R349
(149)	BBL 2	9	STAGE D	S4-PAR MFL+7.5" BarnD-4* 575w	 R23
	BBL 2	10	STAGE D	S4-PAR MFL+7.5" BarnD-4* 575w	 R23
	BBR 2	9	STAGE D	S4-PAR MFL+7.5" BarnD-4* 575w	 R23
	BBR 2	10	STAGE D	S4-PAR MFL+7.5" BarnD-4* 575w	 R23
(151)	SL TROUGH	2	FOOTS	Birdie 50w	 L201
	SL TROUGH	4	FOOTS	Birdie 50w	 L201

SPELLING BEE CHANNEL HOOKUP

Page 6 of 11
3/16/11

Chan	Position	U#	Purpose	Inst Type & Access & Watt	Color & Gobo
(152)	SL TROUGH	6	FOOTS	Birdie 50w	● L201
	SL TROUGH	8	FOOTS	Birdie 50w	● L201
	SL TROUGH	10	FOOTS	Birdie 50w	● L201
	SL TROUGH	12	FOOTS	Birdie 50w	● L201
(153)	CS TROUGH	1	FOOTS	Birdie 50w	● L201
	CS TROUGH	3	FOOTS	Birdie 50w	● L201
	CS TROUGH	6	FOOTS	Birdie 50w	● L201
	CS TROUGH	8	FOOTS	Birdie 50w	● L201
(154)	SR TROUGH	6	FOOTS	Birdie 50w	● L201
	SR TROUGH	8	FOOTS	Birdie 50w	● L201
	SR TROUGH	10	FOOTS	Birdie 50w	● L201
	SR TROUGH	12	FOOTS	Birdie 50w	● L201
(155)	SR TROUGH	2	FOOTS	Birdie 50w	● L201
	SR TROUGH	4	FOOTS	Birdie 50w	● L201
(161)	SL TROUGH	1	FOOTS	Birdie 50w	● R33
	SL TROUGH	3	FOOTS	Birdie 50w	● R33
	SL TROUGH	5	FOOTS	Birdie 50w	● R33
	SL TROUGH	7	FOOTS	Birdie 50w	● R33
	SL TROUGH	9	FOOTS	Birdie 50w	● R33
	SL TROUGH	11	FOOTS	Birdie 50w	● R33
(162)	SL TROUGH		FOOTS	B-MATIC	N/C
(163)	CS TROUGH	2	FOOTS	Birdie 50w	● R33
	CS TROUGH	4	FOOTS	Birdie 50w	● R33
	CS TROUGH	7	FOOTS	Birdie 50w	● R33
	CS TROUGH	9	FOOTS	Birdie 50w	● R33
(164)	SR TROUGH	1	FOOTS	Birdie 50w	● R33
	SR TROUGH	3	FOOTS	Birdie 50w	● R33
	SR TROUGH	5	FOOTS	Birdie 50w	● R33
	SR TROUGH	7	FOOTS	Birdie 50w	● R33
	SR TROUGH	9	FOOTS	Birdie 50w	● R33
	SR TROUGH	11	FOOTS	Birdie 50w	● R33
(165)	SR TROUGH		FOOTS	MINI-10	N/C

SPELLING BEE CHANNEL HOOKUP

Chan	Position	U#	Purpose	Inst Type & Access & Watt	Color & Gobo
(167)	2nd ELECTRIC	7	DNLT in IV UR	S4-50° 575w	○ R119+HS
	2nd ELECTRIC	7		BROADWAY	▨ SCROLL 3
(169)	2nd ELECTRIC	17	DNLT in IV UR	S4-50° 575w	○ R119+HS
	2nd ELECTRIC	17		BROADWAY	▨ SCROLL 3
(170)	CS TROUGH	5	FOOTS	MINI-10 250w	N/C
(171)	5th ELECTRIC	1	CYCLORAMA	1 Cell Sky Cyc 1kw	● R312
	5th ELECTRIC	3	CYCLORAMA	1 Cell Sky Cyc 1kw	● R312
	5th ELECTRIC	5	CYCLORAMA	1 Cell Sky Cyc 1kw	● R312
	5th ELECTRIC	7	CYCLORAMA	1 Cell Sky Cyc 1kw	● R312
	5th ELECTRIC	9	CYCLORAMA	1 Cell Sky Cyc 1kw	● R312
(172)	5th ELECTRIC	2	CYCLORAMA	1 Cell Sky Cyc 1kw	● R312
	5th ELECTRIC	4	CYCLORAMA	1 Cell Sky Cyc 1kw	● R312
	5th ELECTRIC	6	CYCLORAMA	1 Cell Sky Cyc 1kw	● R312
	5th ELECTRIC	8	CYCLORAMA	1 Cell Sky Cyc 1kw	● R312
	5th ELECTRIC	10	CYCLORAMA	1 Cell Sky Cyc 1kw	● R312
(173)	4th ELECTRIC	A1	BOUNCE	2 Cell Sky Cyc 1kw	● R312
	4th ELECTRIC	B1	BOUNCE	2 Cell Sky Cyc 1kw	● R312
	4th ELECTRIC	C1	BOUNCE	2 Cell Sky Cyc 1kw	● R312
	4th ELECTRIC	D1	BOUNCE	2 Cell Sky Cyc 1kw	● R312
	4th ELECTRIC	E1	BOUNCE	2 Cell Sky Cyc 1kw	● R312
(174)	4th ELECTRIC	A2	BOUNCE	2 Cell Sky Cyc 1kw	● R312
	4th ELECTRIC	B2	BOUNCE	2 Cell Sky Cyc 1kw	● R312
	4th ELECTRIC	C2	BOUNCE	2 Cell Sky Cyc 1kw	● R312
	4th ELECTRIC	D2	BOUNCE	2 Cell Sky Cyc 1kw	● R312
	4th ELECTRIC	E2	BOUNCE	2 Cell Sky Cyc 1kw	● R312
(181)	TORM R	6	STEEL WASH	S4-36° 575w	○ R119
	TORM R	6		Chroma-Q	▨ SCROLL 1

SCROLLS:

- UMass Scroll #1: R84, R81, L201, R05, R09, L132, G950, L161, R24, R56, R83, L200, G750, L119, L106



- UMASS Broadway Scroll: R02, R05, R33, R51, R360, R70, R17, R19, R23, R42, R349, R58, R370, R80, R74, R90



SPELLING BEE CHANNEL HOOKUP


Chan	Position	U#	Purpose	Inst Type & Access & Watt	Color & Gobo
(182)	TORM L	6	STEEL WASH	S4-36° 575w	○R119
	TORM L	6		Chroma-Q	▣SCROLL 1
(183)	SMOKE POCKET R	8	STEEL WASH	S4-36° 575w	○R119
	SMOKE POCKET R	8		Chroma-Q	▣SCROLL 1
(184)	SMOKE POCKET L	8	STEEL WASH	S4-36° 575w	○R119
	SMOKE POCKET L	8		Chroma-Q	▣SCROLL 1
(191)	BALCONY RAIL	6	FRONT WASH	S4-19° 575w	○R119
	BALCONY RAIL	6		Chroma-Q	▣SCROLL 2
(192)	BALCONY RAIL	10	FRONT WASH	S4-19° 575w	○R119
	BALCONY RAIL	10		Chroma-Q	▣SCROLL 2
(193)	BALCONY RAIL	14	FRONT WASH	S4-19° 575w	○R119
	BALCONY RAIL	14		Chroma-Q	▣SCROLL 2
(194)	BALCONY RAIL	3	FRONT WASH	S4-19° 575w	○R119
	BALCONY RAIL	3		Chroma-Q	▣SCROLL 2
(195)	BALCONY RAIL	16	FRONT WASH	S4-19° 575w	○R119
	BALCONY RAIL	16		Chroma-Q	▣SCROLL 2
(198)	FOH 2		DESK FL	S4-10° 750w	○R3204+R119
(199)	FOH 2		BLEACHERS FL	S4-19° 750w	○R3204+R119
(200)	BBL 2	2	FL BLEACHERS	S4-19°+6.25"-TopHat* 750w	○R3204+R119
(201)	FOH 2	3	MIC FL	S4-19°+Iris-Drop* 750w	○R119
(202)	1st ELECTRIC	13	MIC BAX	S4-26°+Iris-Drop* 750w	○R119
(203)	FOH 1A	10	MIC DNLT	S4-19°+Iris-Drop* 750w	○R119
(204)	FOH 1A HAND RAIL	1	MIC HS <	S4-10°+Iris-Drop* 750w	○R119
(205)	FOH 1A HAND RAIL	2	MIC HS >	S4-10°+Iris-Drop* 750w	○R119
(206)	1st ELECTRIC	17	BLEACHER	S4-36°+Gobo 2Rot* 575w	N/C, T:R77761+ R77761
	1st ELECTRIC	17		Chroma-Q	▣SCROLL 2
	1st ELECTRIC	17		Gobo Rotator+R77761	
(207)	FOH 1A	5	FLAG SL	S4-19°+Iris-Drop* 750w	●L200+R119
(208)	FOH 1A	12	FLAG SR	S4-19°+Iris-Drop* 750w	●L200+R119

SCROLLS:

- UMass Scroll #1: R84, R81, L201, R05, R09, L132, G950, L161, R24, R56, R83, L200, G750, L119, L106



- UMass Scroll #2: R93, R89, R80, R71, R65, R63, R58, R55, R46, R41, L148, R34, R26, R21, R312



SPELLING BEE CHANNEL HOOKUP

Chan	Position	U#	Purpose	Inst Type & Access & Watt	Color & Gobo
(209)	BALCONY RAIL	17	SL CHAMP	S4-19° 750w	● L200+R119
(210)	BALCONY RAIL	1	SR CHAMP	S4-19° 750w	● L200+R119
(211)	1st ELECTRIC	7	SL CHAMP DNLT	S4 PARNel+7.5" BarnD-4* 575w	● L200+R119
(212)	1st ELECTRIC	19	SR CHAMP DNLT	S4 PARNel+7.5" BarnD-4* 575w	● L200+R119
(213)	BALCONY RAIL	11	Banner UC	S4-19° 750w	● L200+R119
(214)	2nd ELECTRIC	8	Banner UC DNLT	S4 PARNel+7.5" BarnD-4* 575w	● L200+R119
	2nd ELECTRIC	11	Banner UC DNLT	S4 PARNel+7.5" BarnD-4* 575w	● L200+R119
	2nd ELECTRIC	13	Banner UC DNLT	S4 PARNel+7.5" BarnD-4* 575w	● L200+R119
	2nd ELECTRIC	16	Banner UC DNLT	S4 PARNel+7.5" BarnD-4* 575w	● L200+R119
(215)	BALCONY RAIL	2	Bulletin USR	S4-19° 750w	● L200+R119
(216)	2nd ELECTRIC	21	Bulletin USR	S4 PARNel+7.5" BarnD-4* 575w	● L200+R119
(217)	BBR 2	2	DESK	S4-19°+6.25"-TopHat* 750w	○ R3204+R119
(218)	BALCONY RAIL	7	SL Door	S4-10° 750w	● L200+R119
(219)	BALCONY RAIL	8	CS Door	S4-10° 750w	● L200+R119
(220)	BALCONY RAIL	12	SR Door	S4-10° 750w	● L200+R119
(221)	ROVER	1	JESUS A	5000S Studio 12" Fresnel 5kw	N/C
(222)	3rd ELECTRIC	1	JESUS B	5000S Studio 12" Fresnel 5kw	N/C
(225)	BBL 2	1	SPECIALS	S4-19° 750w	○ R3204+R132
	BBL 2	1		DMX Iris for S4 120w	
	BBL 2	1		IQ	
(226)	BBR 2	1	SPECIALS	S4-19° 750w	○ R3204+R132
	BBR 2	1		DMX Iris for S4 120w	
	BBR 2	1		IQ	
(227)	FOH 3	9	SPECIALS	Revolution 750w	▨ SCROLL 4
(228)	TORM L	3	ROPE SWING	S4-19° 575w	● L201+R119
	TORM R	3	ROPE SWING	S4-19° 575w	● L201+R119
(229)	BOOM R #1	1	BANNER >	S4-50° 575w	● L201+R119
(230)	BOOM L #1	1	BANNER <	S4-50° 575w	● L201+R119
(231)	FOH 2	1	M FL	S4-19° 575w	○ R3204+R119
(232)	FOH 2	2	M FL	S4-19° 575w	○ R3204+R119

SCROLLS:

4. Source 4 Revolution Standard Scroll: R33, R13, R57, R348, R343, R23, R371, R361, R83, R26, R89



SPELLING BEE CHANNEL HOOKUP

Page 10 of 11
3/16/11

Chan	Position	U#	Purpose	Inst Type & Access & Watt	Color & Gobo
(233)	FOH 1A	6	M DNLT	S4-19° 575w	○ R3204+R119
(234)	FOH 1A	7	M DNLT	S4-19° 575w	○ R3204+R119
(235)	BAND STAND	1	Pianist	Music Stand	● L201
(241)	FOH 1A	1	DNLT BAND COLOR	PAR 64 NSP+10" BarnD-4* 1kw	● R58
(242)	FOH 1A	2	BAX A	PAR 64 NSP+10" BarnD-4* 1kw	● L148
(243)	FOH 1A	3	DNLT BAND COLOR	PAR 64 NSP+10" BarnD-4* 1kw	● L 161
(244)	FOH 1A	4	DNLT BAND COLOR	PAR 64 NSP+10" BarnD-4* 1kw	● R46
(251)	SMOKE POCKET R	1	GYM WASH	S4-50° 575w	○ R3204+R104+ R104
(252)	SMOKE POCKET R	6	GYM WASH	S4-50° 575w	○ R3204+R104+ R104
(253)	BALCONY RAIL	5	GYM WASH	S4-19° 575w	○ R3204+R119
(254)	BALCONY RAIL	9	GYM WASH	S4-19° 575w	○ R3204+R119
(255)	BALCONY RAIL	13	GYM WASH	S4-19° 575w	○ R3204+R119
(256)	SMOKE POCKET L	6	GYM WASH	S4-50° 575w	○ R3204+R104+ R104
(257)	SMOKE POCKET L	1	GYM WASH	S4-50° 575w	○ R3204+R104+ R104
(258)	BALCONY RAIL	15	GYM WASH	S4-19° 575w	○ R3204+R119
(259)	BALCONY RAIL	4	GYM WASH	S4-19° 575w	○ R3204+R119
(260)	TORM L	4	GYM WASH	S4-26° 575w	○ R3204+R119
	TORM R	4	GYM WASH	S4-26° 575w	○ R3204+R119
(261)	BOOM L #1	2	GYM WASH	S4-26° 575w	○ R3204+R104+ R104
(262)	BOOM R #1	2	GYM WASH	S4-26° 575w	○ R3204+R104+ R104
(300)	BBL 1	7	SPARE	S4-26° 575w	
(301)	BBL 1	6	SPARE	S4-26° 575w	
(302)	BBR 1	7	SPARE	S4-26° 575w	
(303)	BBR 1	6	SPARE	S4-26° 575w	

SPELLING BEE CHANNEL HOOKUP

Items WITHOUT Channel

Chan	Position	U#	Purpose	Inst Type & Access & Watt	Color & Gobo
	LIGHT BOOTH	1	FOLLOW SPOT	Satellite-1 575w	CLEAR+R132+ R119+R3204+ L201+R3314
	LIGHT BOOTH	2	FOLLOW SPOT	Satellite-1 575w	CLEAR+R132+ R119+R3204+ L201+R3314