

2010

Regge kinematics in soft collinear effective theory

JF Donoghue
donoghue@physics.umass.edu

D Wyler

Follow this and additional works at: https://scholarworks.umass.edu/physics_faculty_pubs



Part of the [Physics Commons](#)

Recommended Citation

Donoghue, JF and Wyler, D, "Regge kinematics in soft collinear effective theory" (2010). *PHYSICAL REVIEW D*. 86.
Retrieved from https://scholarworks.umass.edu/physics_faculty_pubs/86

This Article is brought to you for free and open access by the Physics at ScholarWorks@UMass Amherst. It has been accepted for inclusion in Physics Department Faculty Publication Series by an authorized administrator of ScholarWorks@UMass Amherst. For more information, please contact scholarworks@library.umass.edu.

On Regge kinematics in SCET

John F. Donoghue*

*Department of Physics, University of Massachusetts
Amherst, MA 01003, USA*

and

*Institut für Theoretische Physik
Universität Zürich
8057 Zürich, Switzerland*

Daniel Wyler†

*Institut für Theoretische Physik
Universität Zürich
8057 Zürich, Switzerland*

We discuss the kinematics of the particles that make up a Reggeon in field theory, using the terminology of the Soft Collinear Effective Theory (SCET). Reggeization sums a series of strongly-ordered collinear emissions resulting in an overall Reggeon exchange that falls in the Glauber or Coulomb kinematic region. This is an extremely multi-scale problem and appears to fall outside of the usual organizing scheme of SCET.

1. INTRODUCTION

In the 1960's it was discovered, through a combination of general principles and phenomenology, that the high energy behavior of hadron scattering amplitudes is governed by Regge exchanges, in particular by Pomeron exchange[1, 2, 3, 4, 5]. The region of applicability for these techniques is

$$s \rightarrow \infty \quad t \text{ fixed} \quad (1)$$

where s, t are the usual Mandelstam variables. While it is known how Regge behavior emerges in a field theory, the original applications were not derived from any fundamental theory of the strong interactions. With the advent of QCD, Regge behavior has also been found for quarks and gluons[6, 7, 8, 9, 10, 11, 12, 13, 14]. These are applicable in the Regge region as long as t is large enough that a perturbative treatment is possible. This has led to concepts such as the “Reggeized gluon” and the “hard Pomeron”. Most recently, these ideas have been revived in the experiments at HERA[15]. While the “hard” and “soft” Reggeon regions are phenomenologically distinct, both types of behavior exist¹.

In a more recent development, an effective field theory for the QCD interactions of very high energy quarks and gluons has been formulated. This separates the high energy degrees of freedom interacting with a high energy particle into collinear modes and soft modes, hence the

name Soft Collinear Effective Theory (SCET)[16, 17, 18, 19, 20, 21]. This theory has been very useful in organizing theoretical calculations, especially in the decays of heavy hadrons and high energy phenomena.

If the high energy behavior of scattering amplitudes is dominated by Regge exchange, one should expect that these ideas must also find a description within a theory such as SCET that describes the high energy degrees of freedom. To this end we here discuss the ideas of Regge theory in the language of SCET. There must be a region of compatibility of these two approaches. It turns out that a Reggeon exchange is an unusual object in SCET, one which emerges from a ordered series of collinear exchanges but which produces an object of a different character.

The relevance of Regge exchange for phenomenology follows from the emergence of *power-law* behavior for scattering amplitudes. An amplitude that behaves like $(\alpha_s \ln s)^n$ in some order of perturbation theory sums to $s^{\alpha(t)}$ in the Regge region. Note that the traditional notation for a Regge exponent $\alpha(t)$ should not be confused with the QCD coupling α_s . The latter will always carry the subscript s in this paper. Since Reggeized gluons and the hard Pomeron (and also the soft Pomeron) carry $\alpha(t) > 0$, this can lead to an enhanced power behavior of interactions in the Regge region, with an effect larger than estimated in naive perturbative power counting.

2. KINEMATIC REGIONS

The asymptotic Regge behavior comes from the summation of the ladder graphs shown in Figure 1. In this figure we treat all particles as scalars because we are primarily interested in kinematics, although we will refer to the particles as gluons.

*Email: donoghue@physics.umass.edu

†Email: wyler@physik.unizh.ch

¹ Note that the word “soft” in traditional hadronic usage differs somewhat from the same word in the Soft Collinear theory, which has a more technical definition described below.

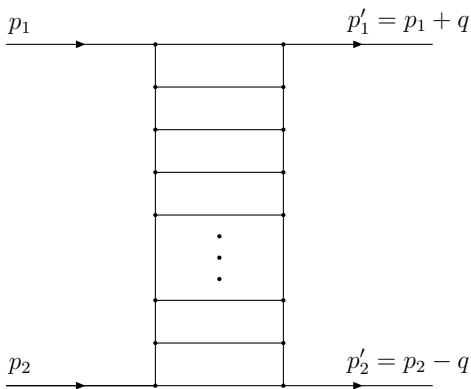


FIG. 1: The ladder graphs

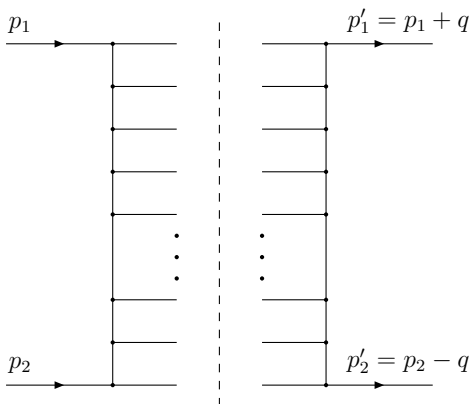


FIG. 2: The cut ladder graphs

These ladder diagrams can be interpreted in a couple of ways. If one is concerned with the net effect of the ladder sum, one sees it as the t channel exchange of a single object - a Reggeon. Alternatively we can reconstruct the kinematic behavior of the ladder sum from consideration of the discontinuities in the diagrams, and the relevant discontinuities turn out to be those where the cut lines are the rungs of the ladder, as in Fig 2. In this picture the Reggeon corresponds to the emission of on-shell particles in the s -channel.

We describe the scattering process $p_1 + p_2 \rightarrow p_1' + p_2'$, where as usual $s = (p_1 + p_2)^2$, $t = (p_1 - p_1')^2$ and $u = (p_1 - p_2')^2$. Defining a right-moving light-like four-vector $n^\mu = (1, 0, 0, 1)$ and a left-moving one $\bar{n}^\mu = (1, 0, 0, -1)$, we display momenta in light-cone coordinates $p = (p^+, p^-, \mathbf{p}_\perp)$, with $p^+ = n_\mu p^\mu$, $p^- = \bar{n}_\mu p^\mu$. In these coordinates an invariant mass is $p^2 = p_+ p_- - \mathbf{p}_\perp^2$. We treat particle 1 as right-moving in the center of mass, and particle 2 as left-moving,

$$p_1 = (p_1^+, 0, 0) \quad p_2 = (0, p_2^-, 0) \quad (2)$$

with $p_1^+ = p_2^- = \sqrt{s}$.

As mentioned, the kinematic region of Regge theory is

$s \rightarrow \infty$, t fixed. Let us define a small parameter

$$\lambda = \sqrt{-t/s} \quad . \quad (3)$$

By definition, the Reggeon then has momentum

$$q^2 = -s\lambda^2 \quad (4)$$

The individual components can be found from the on-shell condition for the final particles

$$\begin{aligned} (p_1 + q)^2 = 0 &\Rightarrow (p_1 + q)^+ q^- - \mathbf{q}_\perp^2 = 0 \\ (p_2 - q)^2 = 0 &\Rightarrow -(p_2 - q)^- q^+ - \mathbf{q}_\perp^2 = 0 \end{aligned} \quad (5)$$

This implies that the components of the Reggeon are of order

$$q \sim \sqrt{s}(\lambda^2, \lambda^2, \lambda) \quad (6)$$

Since the only principle used in this relation was the kinematics of the external particles, we can see an important and general feature. To connect an energetic right-moving particle with an energetic left-mover, with limited momentum exchange, one requires an exchanged particle which is dominated by the transverse momentum. This kinematic configuration has been called either Coulombic or Glauber[22], as it is typical of the region of Coulomb exchange at very high energies.

In SCET one also classifies the momenta by powers of a small scale. The standard names and scaling properties for these are

$$\begin{aligned} \text{Collinear} &\Rightarrow p \sim \sqrt{s}(1, \lambda^2, \lambda), & p^2 &\sim s\lambda^2 \\ \text{Soft} &\Rightarrow p \sim \sqrt{s}(\lambda, \lambda, \lambda), & p^2 &\sim s\lambda^2 \\ \text{Ultra-soft} &\Rightarrow p \sim \sqrt{s}(\lambda^2, \lambda^2, \lambda^2), & p^2 &\sim s\lambda^4 \end{aligned} \quad (7)$$

Hardly studied in SCET is the Glauber region[23]

$$\text{Glauber} \Rightarrow p \sim \sqrt{s}(\lambda^2, \lambda^2, \lambda), \quad p^2 \sim s\lambda^2 \quad (8)$$

The Glauber region can be considered as an endpoint of the soft region in which the longitudinal momenta are particularly small, but the key feature describing the region is that the dominant component is the transverse momentum, which itself is of order λ . There does not exist a consistent treatment of this region yet.

In SCET_I , the small parameter is taken as

$$\lambda_I = \sqrt{\Lambda/Q} \quad (9)$$

with Q being a large scale, and in SCET_{II} , the parameter is

$$\lambda_{II} = \Lambda/Q \quad (10)$$

Since $Q \sim \sqrt{s}$, our parameter is close to λ_{II} , if $\Lambda \sim \sqrt{-t}$. (Note however that $\sqrt{-t}$ can still be much larger than the scale of QCD, Λ_{QCD} .)

While the overall Reggeon exchange corresponds to an object which is in the Glauber kinematic regime, we will

see that the components that make up the legs and rungs of the ladder diagrams in general do not fit this classification, but are rather an ordered set of mostly collinear particles. Within this ordering scheme there is another small parameter which differentiates the ladder rungs from ordinary collinear particles. This extra ordering parameter is at present not included in the SCET classification.

3. KINEMATICS OF INTERNAL LINES IN THE LADDER SUM

In this section we review the field theory treatment of Regge exchange in order to make the connection to SCET. Our interest is in understanding the nature of the gluon kinematics for the internal lines within the ladder sum. The derivations of this section are well known in the Regge community and can be found in standard texts. The novel aspect is the rephrasing of the results within the context of SCET.

Regge behavior is readily found in field theory. The ladder diagrams in general will depend on both s and t . As $s \rightarrow \infty$, only a tiny corner of the loop integration region will give the leading contribution. In this region the n -loop diagram yields

$$\frac{g^2}{s n!} [\beta(t) \ln(-s)]^n \quad (11)$$

$$\beta(t) = -\frac{g^2}{16\pi^2} \int dy_1 dy_2 \frac{\delta(1 - y_1 - y_2)}{[y_1 y_2 t - m^2(y_1 + y_2)]} \quad (12)$$

Here g is the coupling constant at each vertex in the ladder diagram. Summing over all possible ladder diagrams leads to the result

$$\frac{g^2}{s} \sum_{n=0}^{\infty} \frac{1}{n!} [\beta(t) \ln(-s)]^n = g^2 s^{\alpha(t)} \quad (13)$$

with the Regge exponent

$$\alpha(t) = -1 + \beta(t) \quad (14)$$

The power dependence of the sum is significantly different from that of any one of the individual terms

The Regge exponent can also be written as a two dimensional integral

$$\beta(t) = -\frac{g^2}{16\pi^2} \int d^2 k \frac{1}{[\mathbf{k}^2 + m^2][(\mathbf{k} - \mathbf{q})^2 + m^2]} \quad (15)$$

The transverse momentum in this integral is of order $\sqrt{|t|}$, for $|t| > m^2$. The propagators for the horizontal rungs do not appear in this result and the asymptotic behavior can be found from a ‘‘pinched’’ graph where horizontal lines are omitted. The factor $\beta(t)$ corresponds to the *two-dimensional* integral over the transverse momenta of the vertical legs.

3.1. Discontinuities of the ladder diagram

It is easier to understand the kinematics internal to the ladder sum if we use the fact that the leading behavior can be reconstructed from the discontinuity in the ladder diagram[13, 25]. As usual the relationship is

$$Amp \sim \frac{1}{n!} [\ln(-s)]^n \Leftrightarrow Disc \sim \frac{\pi}{(n-1)!} [\ln(s)]^{n-1} \quad (16)$$

so that the discontinuity will contain one less power of $\ln(s)$. There is a thorough treatment of this approach in the fine lecture notes of Forshaw and Ross[13].

The discontinuity puts all the particles across the cut on their mass shell. The imaginary part of the diagram comes then directly from this on-shell configuration and the real part comes from particles in the neighborhood of the on-shell point. The relevant discontinuities of the box diagram and the three-rung ladder are shown in Fig. 3, while the general diagram was previously shown in Fig 2.

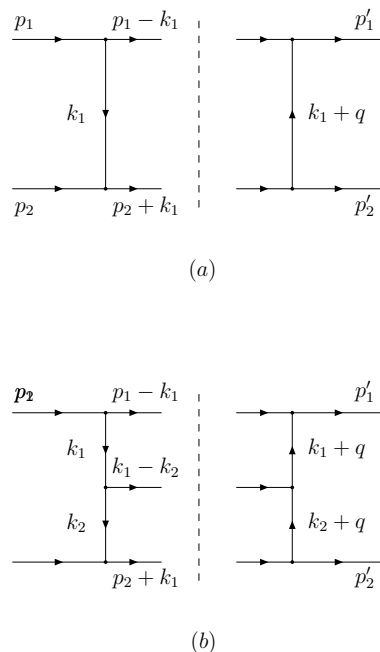


FIG. 3: The discontinuity of the box diagram and of the three-rung diagram.

For the box diagram of Figure 3a, it is immediately clear from the argument given in Sec 2 that the exchanged gluons fall in the Glauber or Coulombic regime. In each half of the diagram, the exchanged particle connects an on-shell right moving particle to an on-shell left mover. By the argument of Sec. 2 the exchanged particle then must satisfy Eq. 6. However, this kinematic condition is not common to all the ladder diagrams, as we will see next.

The first non-trivial example - the three rung ladder of

Fig. 3b displays what turns out to be the typical pattern in the ladder sum.

Let us label the exchanged gluon momenta - the vertical leg - with an extra minus sign convention

$$k_i = (k_i^+, -k_i^-, \mathbf{k}_{i\perp}) \quad (17)$$

This convention is connected to the choice to draw the momentum flowing down the ladder rather than up - it will save many minus signs and reversed inequalities in what follows. The discontinuity involves the integrations over the available phase space plus the on-shell constraints, specifically[13]

$$\begin{aligned} Disc &\sim \int d^4 k_1 d^4 k_2 \\ &\times \delta[(p_1 - k_1)^2] \delta[(p_2 + k_2)^2] \delta[(k_1 - k_2)^2] P(k, q) \\ &\sim \int d^2 k_{1\perp} d^2 k_{2\perp} \int dk_1^+ dk_1^- dk_2^+ dk_2^- \\ &\times \delta[(p_1 - k_1)^+ k_1^- - \mathbf{k}_{1\perp}^2] \delta[(p_2 - k_2)^- k_2^+ - \mathbf{k}_{2\perp}^2] \\ &\times \delta[(k_1 - k_2)^+ (k_2 - k_1)^- - \Delta \mathbf{k}_{\perp}^2] P(k, q) \end{aligned} \quad (18)$$

where we have dropped the masses in the delta function constraints, and where the propagators are

$$P(k, q) = \frac{1}{k_1^2 - m^2} \frac{1}{k_2^2 - m^2} \frac{1}{(k_1 - q)^2 - m^2} \frac{1}{(k_2 - q)^2 - m^2} \quad (19)$$

We can see from the delta-functions that the on-shell constraints require an ordering of the momenta

$$\begin{aligned} p_1^+ &> k_1^+ > k_2^+ > p_2^+ = 0 \\ p_2^- &> k_2^- > k_1^- > p_1^- = 0 \end{aligned} \quad (20)$$

At this stage, the delta-functions enforcing the on-shell constraint for the upper and lower legs can be performed using the k_1^-, k_2^+ variables in order to obtain

$$\begin{aligned} Disc &\sim \int d^2 k_{1\perp} d^2 k_{2\perp} \int^{\sqrt{s}} dk_1^+ dk_2^- \\ &\times \delta[(k_1 - k_2)^+ (k_2 - k_1)^- - \Delta \mathbf{k}_{\perp}^2] P(k, q) \end{aligned} \quad (21)$$

with

$$k_1^- = \frac{\mathbf{k}_{1\perp}^2}{\sqrt{s} - k_1^+} ; \quad k_2^+ = \frac{\mathbf{k}_{2\perp}^2}{\sqrt{s} - k_2^-} \quad (22)$$

After these simple constraints, the interesting remaining constraint follows from the remaining integration of the middle rung of the diagram

$$\int^{\sqrt{s}} dk_1^+ dk_2^- \delta[(k_1 - k_2)^+ (k_2 - k_1)^- - \Delta \mathbf{k}_{\perp}^2] P(k_1, k_2) \quad (23)$$

We would like to demonstrate that the region of Regge exponentiation comes from the region of strong ordering

$$\begin{aligned} p_1^+ &\gg k_1^+ \\ p_2^- &\gg k_2^- \end{aligned} \quad (24)$$

which then forces the other components to be highly suppressed

$$k_1^- = \frac{\mathbf{k}_{1\perp}^2}{\sqrt{s}} \sim \lambda^2 \sqrt{s} ; \quad k_2^+ = \frac{\mathbf{k}_{2\perp}^2}{\sqrt{s}} \sim \lambda^2 \sqrt{s} \quad (25)$$

such that strong ordering holds throughout with

$$\begin{aligned} p_1^+ &\gg k_1^+ \gg k_2^+ \gg p_2^+ = 0 \\ p_2^- &\gg k_2^- \gg k_1^- \gg p_1^- = 0 \end{aligned} \quad (26)$$

We will give a physical interpretation of this strong ordering later.

3.2. The kinematics of strong-ordering

In order to demonstrate the origin and effect of strong-ordering of k_1 and k_2 , let us break the integration region up into four parts:

1) **Both strongly ordered**

$$k_1^+ < \eta \sqrt{s}, \quad k_2^- < \eta \sqrt{s} \quad (27)$$

2) **One strongly ordered**

$$\eta \sqrt{s} < k_1^+ < \sqrt{s}, \quad k_2^- < \eta \sqrt{s} \quad (28)$$

3) **One strongly ordered**

$$k_1^+ < \eta \sqrt{s}, \quad \eta \sqrt{s} < k_2^- < \sqrt{s} \quad (29)$$

4) **Neither strongly ordered**

$$\eta \sqrt{s} < k_1^+ < \sqrt{s}, \quad \eta \sqrt{s} < k_2^- < \sqrt{s} \quad (30)$$

where η is a small number independent of s .

Region 1 is the one with strong ordering as in Eq. 24. In it, Eq. 25 holds for the small momenta. This implies that all of the remaining propagators in $P(k_1, k_2)$ are largely transverse. For example,

$$\begin{aligned} k_1^2 - m^2 &= -k_1^+ k_1^- - \mathbf{k}_{1\perp}^2 - m^2 \\ &\approx -\eta \mathbf{k}_{1\perp}^2 - \mathbf{k}_{1\perp}^2 - m^2 \approx -(\mathbf{k}_{1\perp}^2 + m^2) \end{aligned} \quad (31)$$

i.e. the longitudinal components can be neglected and the propagator is transverse. In this case the constraint integral can be easily done

$$\begin{aligned} I_1 &= \int^{\eta \sqrt{s}} dk_1^+ dk_2^- \delta(k_1^+ k_2^- - (\mathbf{k}_{1\perp}^2 - \mathbf{k}_{2\perp}^2)) \\ &= \int_{\Delta \mathbf{k}_{\perp}^2 / \sqrt{s}}^{\eta \sqrt{s}} \frac{dk_1^+}{k_1^+} \\ &= \ln\left(\frac{s}{\eta^2 (\mathbf{k}_{1\perp}^2 - \mathbf{k}_{2\perp}^2)}\right) \rightarrow \ln(s) \end{aligned} \quad (32)$$

where the final limit is valid as $s \rightarrow \infty$. Completing the calculation of the discontinuity in this region then leads to

$$\begin{aligned} Disc &\sim \ln(s) \int d^2 k_{1\perp} d^2 k_{2\perp} \\ &\times \frac{1}{\mathbf{k}_{1\perp}^2 - m^2} \frac{1}{\mathbf{k}_{2\perp}^2 - m^2} \frac{1}{(\mathbf{k}_1 - \mathbf{q})_{\perp}^2 - m^2} \frac{1}{(\mathbf{k}_2 - \mathbf{q})_{\perp}^2 - m^2} \end{aligned} \quad (33)$$

which factors into the product of two transverse integrations of the form seen previously in the field theory calculation, i.e. Eq. 15. Adding in coupling constants and the appropriate numerical factors leads to agreement with the field theory result for the leading structure of this loop amplitude.

Region 2 (and symmetrically in Region 3) does not contribute to the leading approximation. The longitudinal momentum does not decouple from the propagator and there is no factor of $\ln s$ which develops. Even ignoring the propagator factors we would have

$$\begin{aligned} I_1 &= \int_{\eta\sqrt{s}}^{\sqrt{s}} \frac{dk_1^+}{k_1^+} \\ &= -\ln \eta \end{aligned} \quad (34)$$

This contains no factor of $\ln s$.

In Region 4, the delta function constraint cannot be satisfied since $\eta^2 s \gg (\mathbf{k}_{1\perp}^2 - \mathbf{k}_{2\perp}^2)$.

The strong ordering generalizes to the general ladder diagram, Fig. 2. For all of the cut lines to be on-shell requires

$$\begin{aligned} p_1^+ &> k_1^+ > k_2^+ > \dots > k_n^+ > p_2^+ = 0 \\ p_2^- &> k_n^- > \dots > k_2^- > k_1^- > p_1^- = 0 \end{aligned} \quad (35)$$

However again the main contribution comes from the strong ordered regions

$$\begin{aligned} p_1^+ &\gg k_1^+ \gg k_2^+ > \dots \gg k_n^+ \gg p_2^+ = 0 \\ p_2^- &\gg k_n^- \gg \dots \gg k_2^- \gg k_1^- \gg p_1^- = 0 \end{aligned} \quad (36)$$

This notion of strong ordering is perhaps the key feature of the Regge kinematic regime. The main effect is to allow an approximation to the scattering amplitude. If one considers the general denominator of the propagator which is displayed in the first line of Eq. 31, we see that the form that gets exponentiated in the Regge sum arises only when the longitudinal product k^+k^- can be neglected in comparison to the transverse momentum. This is only in the strongly ordered region. This yields further simplifications in the overall momentum integration. Because regions 2 and 3 do not contribute to the leading $\ln(s)$ enhancement, one is free to approximate the propagators by dropping the longitudinal momenta as in the second line of Eq. 31 in these regions. The propagators then have the factored form of Eq. 15, and the full integration then can be done simply. In the example above, the key result of the strong ordering is to allow the propagators to be approximated by their transverse components only, as in Eq. 15, 33.

4. THE HIERARCHY OF ORDERED COLLINEAR GLUONS

Within SCET, the ladder diagrams become a true multi-scale problem. The strong ordering condition

means that there is a continuum of scales from the largest scale s down to the smallest scale t . Let us label the magnitude of the strong ordering by the factor η , i.e. $k_{i+1}^+ \sim \eta k_i^+$ and $k_{i-1}^- \sim \eta k_i^-$. There is no unique value of η that one must use. Since, as explained above, the primary use of strong ordering is to allow an approximation to the amplitude, for example to neglect k_{i+1}^+ compared to k_i^+ , the value of η is related to the accuracy of the Regge result. Certainly $\eta = 1/10$ allows an accurate approximation, while $\eta = 1/3$ is not as good. Additionally, since the momentum in the legs is integrated over, even within one diagram there is not a fixed value of η . However, we will use this parameter as an indicator that the dominant contributions come from regions which obey the strong ordering condition. Presumably the fact that the Regge region of high energy scattering begins at c.m. energies somewhat above 1 GeV is related to the condition that s has to be far enough above the average t so that the ladder approximation - with many rungs due to the strong ordering - is valid.

For a concrete realization of what is implied by the strong ordering condition, let us look at an extreme example. Let us take $\sqrt{s} = 10^5$ in GeV units and consider a 11 rung ladder. If we have momentum ordered by a fixed factor of $\eta = 1/10$, then the momenta of the legs of the ladder (labeled by k_i) have the following ordering (still in GeV units):

$$\begin{aligned} p_1 &= 10^5 n \\ k_1 &= 10^4 n + 10^{-5} \bar{n} + k_\perp \\ k_2 &= 10^3 n + 10^{-4} \bar{n} + k_\perp \\ k_3 &= 10^2 n + 10^{-3} \bar{n} + k_\perp \\ k_4 &= 10^1 n + 10^{-2} \bar{n} + k_\perp \\ k_5 &= 10^0 n + 10^{-1} \bar{n} + k_\perp \\ k_6 &= 10^{-1} n + 10^0 \bar{n} + k_\perp \\ k_7 &= 10^{-2} n + 10^1 \bar{n} + k_\perp \\ k_8 &= 10^{-3} n + 10^2 \bar{n} + k_\perp \\ k_9 &= 10^{-4} n + 10^3 \bar{n} + k_\perp \\ k_{10} &= 10^{-5} n + 10^4 \bar{n} + k_\perp \\ p_2 &= 10^5 \bar{n} \end{aligned} \quad (37)$$

The rungs of the ladder satisfy $r_i = k_i - k_{i+1}$. In this example, we see a transition from right-moving collinear gluons near the top rung to left-moving particles near the bottom. Each is dominantly transverse since $k_i^2 = -\mathbf{k}_\perp^2 + 10^{-1}$ GeV. There are two legs ($k_{5,6}$) that are considered in the Glauber regime, in which the transverse momentum is the largest component and both longitudinal momenta are sub-dominant. It is such a leg that allows the connection of the right-moving particles in the upper portion of the diagram with the left-moving branch in the lower portion. Of course, this example is incomplete since the k_i^\pm momenta are really integrated over rather than being in a fixed ratio. However it does illustrate an essential feature of strong ordering - there is a transition of right-collinear through at least one Glauber

leg to left-collinear within any given ladder diagram.

The physical interpretation of this is that we have a series of ordered and nearly collinear emissions. The rungs of the ladder can be taken to be on-shell, but the general linear momenta is still high such that the collinear pinch is applicable. The vertical legs of the ladder are off-shell by order t/s , but also carry a high linear momentum along the n or \bar{n} direction. The legs near the top of the ladder are dominantly right-moving, those near the bottom are dominantly left-moving. Somewhere in the chain there is a Glauber leg connecting these. The whole ordered set of diagrams sums to produce a net effect that is equivalent to a Glauber or Coulomb exchange.

When we reformulate this process in the language of SCET we encounter a difficulty with the multiple scales. In standard SCET ordering one considers a small parameter λ and orders the effective field theory in powers of λ . Here, however, we have at least two small parameters. We can take one of these to be $\lambda \sim \sqrt{-t/s}$ which is treated as an extremely small parameter in the Regge limit. The other is what we have called η above, i.e. the strong ordering parameter. This parameter is independent of s, t and clearly $\eta \gg \lambda \approx 0$ in the Regge region. If we consider a vertex along one of the legs of a right-moving leg near the top of a ladder diagram, the relevant ordering of the momenta is

$$\begin{aligned} k_i &= \sqrt{s_i}(1, 0, 0) \\ k_{i+1} &= \sqrt{s_i}(\eta, \sim 0, \lambda) \\ r_i &= k_i - k_{i+1} \sim k_i + O(\lambda) \end{aligned} \quad (38)$$

with $\lambda \sim \sqrt{-t/s_i}$, $\lambda \ll \eta \ll 1$ and $s_i \sim O(\eta^i s) \gg \Lambda_{QCD}^2$. In words, we would label particle r_i as being collinear to k_i . Because of the two small parameters, particle k_{i+1} does not have a standard name in SCET. We can give it a name of ‘‘ordered collinear’’ to imply that it shares the directions of the original gluon, yet is at a parameterically smaller momentum. That is:

$$\text{ordered collinear} \Rightarrow \quad p \sim \sqrt{s}(\eta, \lambda^2, \lambda), \quad p^2 \sim s\lambda^2 \quad (39)$$

with $\lambda \ll \eta \ll 1$. When one has a whole ladder of such vertices, one has a highly multiscale problem. If the exchange particles are treated as regular collinear particles, the ordered region is at an endpoint of the integration over the longitudinal momentum, but properties derived for collinear particles in general will not be appropriate for this endpoint. In particular, a treatment of general collinear particles will miss the Regge kinematic region unless care is taken to properly treat the strongly ordered region and also to include the potential for a Glauber exchange connecting left-movers and right-movers.

Even though most of the particles in the ladder diagram are of the ordered collinear variety, the net effect of a Reggeon exchange falls in the Glauber or Coulombic kinematic regime.

5. SUMMARY

The application of Regge ideas to QCD has become an extensive subfield. The main results are that there appears a Reggeon with the quantum numbers of the gluon - the Reggeized gluon[6, 7, 8] - as well as a hard Pomeron[10] with vacuum quantum numbers. The Reggeized gluon is not just the ‘‘dressing’’ of a gluon, but is actually built out of *two* gluon exchange in a spin-one color octet channel. The hard Pomeron is then built out of the exchange of two Reggeized gluons, and is a color singlet object.

The power-law behavior of Regge scattering has the possibility to influence the phenomenology of high energy processes. An example that already exists in the literature is the work by DGPS[26] on final state interactions in B meson decay. In this work, the region of soft final state interaction was shown to be of order $1/m_B^2$; however, the exchange of a soft Pomeron provides a scattering amplitude which grows as $s^{1.04} \sim (m_B^2)^{1.04}$ which removes the nominal suppression. While this study was phenomenological in nature and invoked the soft Pomeron, it provides the archetype for how Regge phenomena can modify the power counting of perturbative calculations[27].

To proceed further, one should calculate directly with the Reggeized gluon and the hard Pomeron. However, the matching of these degrees of freedom with the usual gluons is non-trivial, and we hope to report on this matching in a future publication. This should allow one to place the usual hard Regge phenomenology on a better footing as well as to complete SCET through the inclusion of the Regge region. The matching to soft Regge physics is more difficult and it is not clear that this can be accomplished within SCET.

Acknowledgments

This work is supported in part by the U.S. National Science Foundation through grant PHY- 055304. John Donoghue thanks the Universität Zürich for kind hospitality during the period in which most of this work was accomplished. We thank Martin Beneke and Thomas Gehrmann for valuable discussions during the course of this work.

[1] R. J. Eden, P. V. Landshoff, D. Olive and J. C. Polkinghorne ‘‘*The Analytic S matrix*’’ (Cambridge University

Press, 1966)

[2] R. J. Eden, ‘‘Regge Poles And Elementary Particles,’’

- Rept. Prog. Phys. **34** (1971) 995.
- [3] P. D. B. Collins, “Regge theory and particle physics,” Phys. Rept. **1** (1971) 103.
- [4] P. D. B. Collins, “*An introduction to Regge theory and high energy physics*,” (Cambridge University Press, 1977)
- [5] A. C. Irving and R. P. Worden, “Regge Phenomenology,” Phys. Rept. **34** (1977) 117.
- [6] L. N. Lipatov, “Reggeization Of The Vector Meson And The Vacuum Singularity In Nonabelian Gauge Theories,” Sov. J. Nucl. Phys. **23** (1976) 338 [Yad. Fiz. **23** (1976) 642].
- [7] L. L. Frankfurt and V. E. Sherman, “Reggeization Of Vector Meson And Vacuum Singularity In Renormalizable Yang-Mills Models,” Sov. J. Nucl. Phys. **23** (1976) 581
- [8] L. Tyburski, “Reggeization of the fermion-fermion scattering amplitude in non-Abelian gauge theories”, Phys. Rev. **D13** (1976) 1107.
- [9] E. A. Kuraev, L. N. Lipatov and V. S. Fadin, “Multi - Reggeon Processes In The Yang-Mills Theory,” Sov. Phys. JETP **44** (1976) 443 [Zh. Eksp. Teor. Fiz. **71** (1976) 840].
- [10] I. I. Balitsky and L. N. Lipatov, “The Pomernchuk Singularity In Quantum Chromodynamics,” Sov. J. Nucl. Phys. **28** (1978) 822 [Yad. Fiz. **28** (1978) 1597].
E. A. Kuraev, L. N. Lipatov and V. S. Fadin, “The Pomernchuk Singularity In Nonabelian Gauge Theories,” Sov. Phys. JETP **45** (1977) 199 [Zh. Eksp. Teor. Fiz. **72** (1977) 377].
- [11] L. N. Lipatov, “The Bare Pomeron In Quantum Chromodynamics,” Sov. Phys. JETP **63**, 904 (1986) [Zh. Eksp. Teor. Fiz. **90**, 1536 (1986)].
- [12] V. S. Fadin and L. N. Lipatov, “BFKL pomeron in the next-to-leading approximation,” Phys. Lett. B **429**, 127 (1998) [arXiv:hep-ph/9802290].
- [13] J. R. Forshaw and D. A. Ross, “*Quantum chromodynamics and the pomeron*,” Cambridge Lect. Notes Phys. **9** (1997) 1.
- [14] S. Donnachie, H. G. Dosch, O. Nachtmann and P. Landshoff, “*Pomeron physics and QCD*,” Camb. Monogr. Part. Phys. Nucl. Phys. Cosmol. **19** (2002) 1.
- [15] M. Kapishin [H1 and ZEUS Collaborations], “Diffraction and vector meson production at HERA,” Fizika B **17** (2008) 131. E. Iancu, K. Itakura and S. Munier, “Saturation and BFKL dynamics in the HERA data at small x,” Phys. Lett. B **590**, 199 (2004) [arXiv:hep-ph/0310338].
J. Ellis, H. Kowalski and D. A. Ross, “Evidence for the Discrete Asymptotically-Free BFKL Pomeron from HERA Data,” Phys. Lett. B **668**, 51 (2008) [arXiv:0803.0258 [hep-ph]].
- [16] C. W. Bauer, S. Fleming, D. Pirjol and I. W. Stewart, “An effective field theory for collinear and soft gluons: Heavy to light decays,” Phys. Rev. D **63**, 114020 (2001) [arXiv:hep-ph/0011336].
- [17] M. Beneke, A. P. Chapovsky, M. Diehl and T. Feldmann, “Soft-collinear effective theory and heavy-to-light currents beyond leading power,” Nucl. Phys. B **643**, 431 (2002) [arXiv:hep-ph/0206152].
- [18] C. W. Bauer, D. Pirjol and I. W. Stewart, “Soft-Collinear Factorization in Effective Field Theory,” Phys. Rev. D **65**, 054022 (2002) [arXiv:hep-ph/0109045].
- [19] I. W. Stewart, “Theoretical introduction to B decays and the soft-collinear effective theory,” arXiv:hep-ph/0308185.
- [20] M. Neubert, “Effective field theory and heavy quark physics,” arXiv:hep-ph/0512222.
- [21] S. Fleming, arXiv:0907.3897 [hep-ph].
- [22] J. C. Collins, D. E. Soper and G. Sterman, “Factorization For Short Distance Hadron - Hadron Scattering,” Nucl. Phys. B **261**, 104 (1985).
J. C. Collins, D. E. Soper and G. Sterman, “Soft Gluons and Factorization,” Nucl. Phys. B **308**, 833 (1988).
S. M. Aybat and G. Sterman, “Soft-Gluon Cancellation, Phases and Factorization with Initial-State Partons,” Phys. Lett. B **671**, 46 (2009) [arXiv:0811.0246 [hep-ph]].
- [23] F. Liu and J. P. Ma, “Glauber Gluons in Soft Collinear Effective Theory and Factorization of Drell-Yan Processes,” arXiv:0802.2973 [hep-ph].
A. Idilbi and A. Majumder, “Extending Soft-Collinear-Effective-Theory to describe hard jets in dense QCD media,” arXiv:0808.1087 [hep-ph].
- [24] J. C. Polkinghore, J. Math. Phys. **4** (1963) 503, 1393, 1396.
- [25] S. J. Chang and T. M. Yan, “High-energy elastic and inelastic scattering in phi-to-the-third theory,” Phys. Rev. D **4**, 537 (1971).
- [26] J. F. Donoghue, E. Golowich, A. A. Petrov and J. M. Soares, “Systematics of soft final state interactions in B decay,” Phys. Rev. Lett. **77**, 2178 (1996) [arXiv:hep-ph/9604283].
- [27] M. Beneke, G. Buchalla, M. Neubert and C. T. Sachrajda, “QCD factorization for $B \rightarrow \pi\pi$ decays: Strong phases and CP violation in the heavy quark limit,” Phys. Rev. Lett. **83**, 1914 (1999) [arXiv:hep-ph/9905312].
- [28] F. E. Low, “A Model Of The Bare Pomeron,” Phys. Rev. D **12**, 163 (1975).
S. Nussinov, “Colored Quark Version Of Some Hadronic Puzzles,” Phys. Rev. Lett. **34**, 1286 (1975).