

University of Massachusetts Amherst

ScholarWorks@UMass Amherst

Civil and Environmental Engineering Faculty
Publication Series

Civil and Environmental Engineering

2005

Study of the $\tau(-) \rightarrow 3h(-)2h(+)\nu(\tau)$ decay

BABAR Collaboration

Follow this and additional works at: https://scholarworks.umass.edu/cee_faculty_pubs

Recommended Citation

BABAR Collaboration, "Study of the $\tau(-) \rightarrow 3h(-)2h(+)\nu(\tau)$ decay" (2005). *Physical Review D*. 139.
<https://doi.org/10.1103/PhysRevD.72.072001>

This Article is brought to you for free and open access by the Civil and Environmental Engineering at ScholarWorks@UMass Amherst. It has been accepted for inclusion in Civil and Environmental Engineering Faculty Publication Series by an authorized administrator of ScholarWorks@UMass Amherst. For more information, please contact scholarworks@library.umass.edu.

Study of the $\tau^- \rightarrow 3h^- 2h^+ \nu_\tau$ Decay

B. Aubert,¹ R. Barate,¹ D. Boutigny,¹ F. Couderc,¹ Y. Karyotakis,¹ J. P. Lees,¹ V. Poireau,¹ V. Tisserand,¹
A. Zghiche,¹ E. Grauges,² A. Palano,³ M. Pappagallo,³ A. Pompili,³ J. C. Chen,⁴ N. D. Qi,⁴ G. Rong,⁴ P. Wang,⁴
Y. S. Zhu,⁴ G. Eigen,⁵ I. Ofte,⁵ B. Stugu,⁵ G. S. Abrams,⁶ M. Battaglia,⁶ A. W. Borgland,⁶ A. B. Breon,⁶
D. N. Brown,⁶ J. Button-Shafer,⁶ R. N. Cahn,⁶ E. Charles,⁶ C. T. Day,⁶ M. S. Gill,⁶ A. V. Gritsan,⁶ Y. Groysman,⁶
R. G. Jacobsen,⁶ R. W. Kadel,⁶ J. Kadyk,⁶ L. T. Kerth,⁶ Yu. G. Kolomensky,⁶ G. Kukartsev,⁶ G. Lynch,⁶
L. M. Mir,⁶ P. J. Oddone,⁶ T. J. Orimoto,⁶ M. Pripstein,⁶ N. A. Roe,⁶ M. T. Ronan,⁶ W. A. Wenzel,⁶ M. Barrett,⁷
K. E. Ford,⁷ T. J. Harrison,⁷ A. J. Hart,⁷ C. M. Hawkes,⁷ S. E. Morgan,⁷ A. T. Watson,⁷ M. Fritsch,⁸ K. Goetzen,⁸
T. Held,⁸ H. Koch,⁸ B. Lewandowski,⁸ M. Pelizaeus,⁸ K. Peters,⁸ T. Schroeder,⁸ M. Steinke,⁸ J. T. Boyd,⁹
J. P. Burke,⁹ N. Chevalier,⁹ W. N. Cottingham,⁹ M. P. Kelly,⁹ T. Cuhadar-Donszelmann,¹⁰ C. Hearty,¹⁰
N. S. Knecht,¹⁰ T. S. Mattison,¹⁰ J. A. McKenna,¹⁰ A. Khan,¹¹ P. Kyberd,¹¹ L. Teodorescu,¹¹ A. E. Blinov,¹²
V. E. Blinov,¹² A. D. Bukin,¹² V. P. Druzhinin,¹² V. B. Golubev,¹² V. N. Ivanchenko,¹² E. A. Kravchenko,¹²
A. P. Onuchin,¹² S. I. Serednyakov,¹² Yu. I. Skovpen,¹² E. P. Solodov,¹² A. N. Yushkov,¹² D. Best,¹³ M. Bondioli,¹³
M. Bruinsma,¹³ M. Chao,¹³ I. Eschrich,¹³ D. Kirkby,¹³ A. J. Lankford,¹³ M. Mandelkern,¹³ R. K. Mommsen,¹³
W. Roethel,¹³ D. P. Stoker,¹³ C. Buchanan,¹⁴ B. L. Hartfiel,¹⁴ A. J. R. Weinstein,¹⁴ S. D. Foulkes,¹⁵ J. W. Gary,¹⁵
O. Long,¹⁵ B. C. Shen,¹⁵ K. Wang,¹⁵ L. Zhang,¹⁵ D. del Re,¹⁶ H. K. Hadavand,¹⁶ E. J. Hill,¹⁶ D. B. MacFarlane,¹⁶
H. P. Paar,¹⁶ S. Rahatlou,¹⁶ V. Sharma,¹⁶ J. W. Berryhill,¹⁷ C. Campagnari,¹⁷ A. Cunha,¹⁷ B. Dahmes,¹⁷
T. M. Hong,¹⁷ A. Lu,¹⁷ M. A. Mazur,¹⁷ J. D. Richman,¹⁷ W. Verkerke,¹⁷ T. W. Beck,¹⁸ A. M. Eisner,¹⁸
C. J. Flacco,¹⁸ C. A. Heusch,¹⁸ J. Kroseberg,¹⁸ W. S. Lockman,¹⁸ G. Nesom,¹⁸ T. Schalk,¹⁸ B. A. Schumm,¹⁸
A. Seiden,¹⁸ P. Spradlin,¹⁸ D. C. Williams,¹⁸ M. G. Wilson,¹⁸ J. Albert,¹⁹ E. Chen,¹⁹ G. P. Dubois-Felsmann,¹⁹
A. Dvoretzki,¹⁹ D. G. Hitlin,¹⁹ I. Narsky,¹⁹ T. Piatenko,¹⁹ F. C. Porter,¹⁹ A. Ryd,¹⁹ A. Samuel,¹⁹ R. Andreassen,²⁰
S. Jayatilake,²⁰ G. Mancinelli,²⁰ B. T. Meadows,²⁰ M. D. Sokoloff,²⁰ F. Blanc,²¹ P. Bloom,²¹ S. Chen,²¹
W. T. Ford,²¹ U. Nauenberg,²¹ A. Olivas,²¹ P. Rankin,²¹ W. O. Ruddick,²¹ J. G. Smith,²¹ K. A. Ulmer,²¹
S. R. Wagner,²¹ J. Zhang,²¹ A. Chen,²² E. A. Eckhart,²² J. L. Harton,²² A. Soffer,²² W. H. Toki,²² R. J. Wilson,²²
Q. Zeng,²² B. Spaan,²³ D. Altenburg,²⁴ T. Brandt,²⁴ J. Brose,²⁴ M. Dickopp,²⁴ E. Feltresi,²⁴ A. Hauke,²⁴
V. Klose,²⁴ H. M. Lacker,²⁴ E. Maly,²⁴ R. Nogowski,²⁴ S. Otto,²⁴ A. Petzold,²⁴ G. Schott,²⁴ J. Schubert,²⁴
K. R. Schubert,²⁴ R. Schwierz,²⁴ J. E. Sundermann,²⁴ D. Bernard,²⁵ G. R. Bonneaud,²⁵ P. Grenier,²⁵ S. Schrenk,²⁵
Ch. Thiebaux,²⁵ G. Vasileiadis,²⁵ M. Verderi,²⁵ D. J. Bard,²⁶ P. J. Clark,²⁶ W. Gradl,²⁶ F. Muheim,²⁶ S. Playfer,²⁶
Y. Xie,²⁶ M. Andreotti,²⁷ V. Azzolini,²⁷ D. Bettoni,²⁷ C. Bozzi,²⁷ R. Calabrese,²⁷ G. Cibinetto,²⁷ E. Luppi,²⁷
M. Negrini,²⁷ L. Piemontese,²⁷ F. Anulli,²⁸ R. Baldini-Ferrolli,²⁸ A. Calcaterra,²⁸ R. de Sangro,²⁸ G. Finocchiaro,²⁸
P. Patteri,²⁸ I. M. Peruzzi,²⁸ M. Piccolo,²⁸ A. Zallo,²⁸ A. Buzzo,²⁹ R. Capra,²⁹ R. Contri,²⁹ M. Lo Vetere,²⁹
M. Macri,²⁹ M. R. Monge,²⁹ S. Passaggio,²⁹ C. Patrignani,²⁹ E. Robutti,²⁹ A. Santroni,²⁹ S. Tosi,²⁹ S. Bailey,³⁰
G. Brandenburg,³⁰ K. S. Chaisanguanthum,³⁰ M. Morii,³⁰ E. Won,³⁰ R. S. Dubitzky,³¹ U. Langenegger,³¹
J. Marks,³¹ S. Schenk,³¹ U. Uwer,³¹ W. Bhimji,³² D. A. Bowerman,³² P. D. Dauncey,³² U. Egede,³² R. L. Flack,³²
J. R. Gaillard,³² G. W. Morton,³² J. A. Nash,³² M. B. Nikolich,³² G. P. Taylor,³² M. J. Charles,³³ G. J. Grenier,³³
U. Mallik,³³ A. K. Mohapatra,³³ J. Cochran,³⁴ H. B. Crawley,³⁴ V. Eyges,³⁴ W. T. Meyer,³⁴ S. Prell,³⁴
E. I. Rosenberg,³⁴ A. E. Rubin,³⁴ J. Yi,³⁴ N. Arnaud,³⁵ M. Davier,³⁵ X. Giroux,³⁵ G. Grosdidier,³⁵ A. Höcker,³⁵
F. Le Diberder,³⁵ V. Lepeltier,³⁵ A. M. Lutz,³⁵ A. Oyanguren,³⁵ T. C. Petersen,³⁵ M. Pierini,³⁵ S. Plaszczynski,³⁵
S. Rodier,³⁵ P. Roudeau,³⁵ M. H. Schune,³⁵ A. Stocchi,³⁵ G. Wormser,³⁵ C. H. Cheng,³⁶ D. J. Lange,³⁶
M. C. Simani,³⁶ D. M. Wright,³⁶ A. J. Bevan,³⁷ C. A. Chavez,³⁷ J. P. Coleman,³⁷ I. J. Forster,³⁷ J. R. Fry,³⁷
E. Gabathuler,³⁷ R. Gamet,³⁷ K. A. George,³⁷ D. E. Hutchcroft,³⁷ R. J. Parry,³⁷ D. J. Payne,³⁷ C. Touramanis,³⁷
C. M. Cormack,³⁸ F. Di Lodovico,³⁸ C. L. Brown,³⁹ G. Cowan,³⁹ H. U. Flaecher,³⁹ M. G. Green,³⁹ P. S. Jackson,³⁹
T. R. McMahon,³⁹ S. Ricciardi,³⁹ F. Salvatore,³⁹ D. Brown,⁴⁰ C. L. Davis,⁴⁰ J. Allison,⁴¹ N. R. Barlow,⁴¹
R. J. Barlow,⁴¹ M. C. Hodgkinson,⁴¹ G. D. Lafferty,⁴¹ M. T. Naisbit,⁴¹ J. C. Williams,⁴¹ C. Chen,⁴² A. Farbin,⁴²
W. D. Hulsbergen,⁴² A. Jawahery,⁴² D. Kovalskyi,⁴² C. K. Lae,⁴² V. Lillard,⁴² D. A. Roberts,⁴² G. Blaylock,⁴³
C. Dallapiccola,⁴³ S. S. Hertzbach,⁴³ R. Kofler,⁴³ V. B. Koptchev,⁴³ X. Li,⁴³ T. B. Moore,⁴³ S. Saremi,⁴³
H. Staengle,⁴³ S. Willcoq,⁴³ R. Cowan,⁴⁴ K. Koeneke,⁴⁴ G. Sciolla,⁴⁴ S. J. Sekula,⁴⁴ F. Taylor,⁴⁴ R. K. Yamamoto,⁴⁴

H. Kim,⁴⁵ P. M. Patel,⁴⁵ S. H. Robertson,⁴⁵ A. Lazzaro,⁴⁶ V. Lombardo,⁴⁶ F. Palombo,⁴⁶ J. M. Bauer,⁴⁷ L. Cremaldi,⁴⁷ V. Eschenburg,⁴⁷ R. Godang,⁴⁷ R. Kroeger,⁴⁷ J. Reidy,⁴⁷ D. A. Sanders,⁴⁷ D. J. Summers,⁴⁷ H. W. Zhao,⁴⁷ S. Brunet,⁴⁸ D. Côté,⁴⁸ P. Taras,⁴⁸ B. Viaud,⁴⁸ H. Nicholson,⁴⁹ N. Cavallo,^{50,*} G. De Nardo,⁵⁰ F. Fabozzi,^{50,*} C. Gatto,⁵⁰ L. Lista,⁵⁰ D. Monorchio,⁵⁰ P. Paolucci,⁵⁰ D. Piccolo,⁵⁰ C. Sciacca,⁵⁰ M. Baak,⁵¹ H. Bulten,⁵¹ G. Raven,⁵¹ H. L. Snoek,⁵¹ L. Wilden,⁵¹ C. P. Jessop,⁵² J. M. LoSecco,⁵² T. Allmendinger,⁵³ G. Benelli,⁵³ K. K. Gan,⁵³ K. Honscheid,⁵³ D. Hufnagel,⁵³ P. D. Jackson,⁵³ H. Kagan,⁵³ R. Kass,⁵³ T. Pulliam,⁵³ A. M. Rahimi,⁵³ R. Ter-Antonyan,⁵³ Q. K. Wong,⁵³ J. Brau,⁵⁴ R. Frey,⁵⁴ O. Igonkina,⁵⁴ M. Lu,⁵⁴ C. T. Potter,⁵⁴ N. B. Sinev,⁵⁴ D. Strom,⁵⁴ E. Torrence,⁵⁴ F. Colecchia,⁵⁵ A. Dorigo,⁵⁵ F. Galeazzi,⁵⁵ M. Margoni,⁵⁵ M. Morandin,⁵⁵ M. Posocco,⁵⁵ M. Rotondo,⁵⁵ F. Simonetto,⁵⁵ R. Stroili,⁵⁵ C. Voci,⁵⁵ M. Benayoun,⁵⁶ H. Briand,⁵⁶ J. Chauveau,⁵⁶ P. David,⁵⁶ L. Del Buono,⁵⁶ Ch. de la Vaissière,⁵⁶ O. Hamon,⁵⁶ M. J. J. John,⁵⁶ Ph. Leruste,⁵⁶ J. Malclès,⁵⁶ J. Ocariz,⁵⁶ L. Roos,⁵⁶ G. Therin,⁵⁶ P. K. Behera,⁵⁷ L. Gladney,⁵⁷ Q. H. Guo,⁵⁷ J. Panetta,⁵⁷ M. Biasini,⁵⁸ R. Covarelli,⁵⁸ S. Pacetti,⁵⁸ M. Pioppi,⁵⁸ C. Angelini,⁵⁹ G. Batignani,⁵⁹ S. Bettarini,⁵⁹ F. Bucci,⁵⁹ G. Calderini,⁵⁹ M. Carpinelli,⁵⁹ F. Forti,⁵⁹ M. A. Giorgi,⁵⁹ A. Lusiani,⁵⁹ G. Marchiori,⁵⁹ M. Morganti,⁵⁹ N. Neri,⁵⁹ E. Paoloni,⁵⁹ M. Rama,⁵⁹ G. Rizzo,⁵⁹ G. Simi,⁵⁹ J. Walsh,⁵⁹ M. Haire,⁶⁰ D. Judd,⁶⁰ K. Paick,⁶⁰ D. E. Wagoner,⁶⁰ J. Biesiada,⁶¹ N. Danielson,⁶¹ P. Elmer,⁶¹ Y. P. Lau,⁶¹ C. Lu,⁶¹ J. Olsen,⁶¹ A. J. S. Smith,⁶¹ A. V. Telnov,⁶¹ F. Bellini,⁶² G. Cavoto,⁶² A. D’Orazio,⁶² E. Di Marco,⁶² R. Faccini,⁶² F. Ferrarotto,⁶² F. Ferroni,⁶² M. Gaspero,⁶² L. Li Gioi,⁶² M. A. Mazzoni,⁶² S. Morganti,⁶² G. Piredda,⁶² F. Polci,⁶² F. Safai Tehrani,⁶² C. Voena,⁶² S. Christ,⁶³ H. Schröder,⁶³ G. Wagner,⁶³ R. Waldi,⁶³ T. Adye,⁶⁴ N. De Groot,⁶⁴ B. Franek,⁶⁴ G. P. Gopal,⁶⁴ E. O. Olaiya,⁶⁴ F. F. Wilson,⁶⁴ R. Aleksan,⁶⁵ S. Emery,⁶⁵ A. Gaidot,⁶⁵ S. F. Ganzhur,⁶⁵ P.-F. Giraud,⁶⁵ G. Graziani,⁶⁵ G. Hamel de Monchenault,⁶⁵ W. Kozanecki,⁶⁵ M. Legendre,⁶⁵ G. W. London,⁶⁵ B. Mayer,⁶⁵ G. Vasseur,⁶⁵ Ch. Yèche,⁶⁵ M. Zito,⁶⁵ M. V. Purohit,⁶⁶ A. W. Weidemann,⁶⁶ J. R. Wilson,⁶⁶ F. X. Yumiceva,⁶⁶ T. Abe,⁶⁷ M. T. Allen,⁶⁷ D. Aston,⁶⁷ R. Bartoldus,⁶⁷ N. Berger,⁶⁷ A. M. Boyarski,⁶⁷ O. L. Buchmueller,⁶⁷ R. Claus,⁶⁷ M. R. Convery,⁶⁷ M. Cristinziani,⁶⁷ J. C. Dingfelder,⁶⁷ D. Dong,⁶⁷ J. Dorfan,⁶⁷ D. Dujmic,⁶⁷ W. Dunwoodie,⁶⁷ S. Fan,⁶⁷ R. C. Field,⁶⁷ T. Glanzman,⁶⁷ S. J. Gowdy,⁶⁷ T. Hadig,⁶⁷ V. Halyo,⁶⁷ C. Hast,⁶⁷ T. Hryn’ova,⁶⁷ W. R. Innes,⁶⁷ M. H. Kelsey,⁶⁷ P. Kim,⁶⁷ M. L. Kocian,⁶⁷ D. W. G. S. Leith,⁶⁷ J. Libby,⁶⁷ S. Luitz,⁶⁷ V. Luth,⁶⁷ H. L. Lynch,⁶⁷ H. Marsiske,⁶⁷ R. Messner,⁶⁷ D. R. Muller,⁶⁷ C. P. O’Grady,⁶⁷ V. E. Ozcan,⁶⁷ A. Perazzo,⁶⁷ M. Perl,⁶⁷ B. N. Ratcliff,⁶⁷ A. Roodman,⁶⁷ A. A. Salnikov,⁶⁷ R. H. Schindler,⁶⁷ J. Schwiening,⁶⁷ A. Snyder,⁶⁷ J. Stelzer,⁶⁷ J. Strube,^{54,67} D. Su,⁶⁷ M. K. Sullivan,⁶⁷ K. Suzuki,⁶⁷ J. M. Thompson,⁶⁷ J. Va’vra,⁶⁷ M. Weaver,⁶⁷ W. J. Wisniewski,⁶⁷ M. Wittgen,⁶⁷ D. H. Wright,⁶⁷ A. K. Yarritu,⁶⁷ K. Yi,⁶⁷ C. C. Young,⁶⁷ P. R. Burchat,⁶⁸ A. J. Edwards,⁶⁸ S. A. Majewski,⁶⁸ B. A. Petersen,⁶⁸ C. Roat,⁶⁸ M. Ahmed,⁶⁹ S. Ahmed,⁶⁹ M. S. Alam,⁶⁹ J. A. Ernst,⁶⁹ M. A. Saeed,⁶⁹ M. Saleem,⁶⁹ F. R. Wappler,⁶⁹ S. B. Zain,⁶⁹ W. Bugg,⁷⁰ M. Krishnamurthy,⁷⁰ S. M. Spanier,⁷⁰ R. Eckmann,⁷¹ J. L. Ritchie,⁷¹ A. Satpathy,⁷¹ R. F. Schwitters,⁷¹ J. M. Izen,⁷² I. Kitayama,⁷² X. C. Lou,⁷² S. Ye,⁷² F. Bianchi,⁷³ M. Bona,⁷³ F. Gallo,⁷³ D. Gamba,⁷³ M. Bomben,⁷⁴ L. Bosisio,⁷⁴ C. Cartaro,⁷⁴ F. Cossutti,⁷⁴ G. Della Ricca,⁷⁴ S. Dittongo,⁷⁴ S. Grancagnolo,⁷⁴ L. Lanceri,⁷⁴ P. Poropat,^{74,†} L. Vitale,⁷⁴ G. Vuagnin,⁷⁴ F. Martinez-Vidal,⁷⁵ R. S. Panvini,^{76,†} Sw. Banerjee,⁷⁷ B. Bhuyan,⁷⁷ C. M. Brown,⁷⁷ D. Fortin,⁷⁷ K. Hamano,⁷⁷ R. Kowalewski,⁷⁷ J. M. Roney,⁷⁷ R. J. Sobie,⁷⁷ J. J. Back,⁷⁸ P. F. Harrison,⁷⁸ T. E. Latham,⁷⁸ G. B. Mohanty,⁷⁸ H. R. Band,⁷⁹ X. Chen,⁷⁹ B. Cheng,⁷⁹ S. Dasu,⁷⁹ M. Datta,⁷⁹ A. M. Eichenbaum,⁷⁹ K. T. Flood,⁷⁹ M. Graham,⁷⁹ J. J. Hollar,⁷⁹ J. R. Johnson,⁷⁹ P. E. Kutter,⁷⁹ H. Li,⁷⁹ R. Liu,⁷⁹ B. Mellado,⁷⁹ A. Mihalyi,⁷⁹ Y. Pan,⁷⁹ R. Prepost,⁷⁹ P. Tan,⁷⁹ J. H. von Wimmersperg-Toeller,⁷⁹ J. Wu,⁷⁹ S. L. Wu,⁷⁹ Z. Yu,⁷⁹ M. G. Greene,⁸⁰ and H. Neal⁸⁰

(The BABAR Collaboration)

¹Laboratoire de Physique des Particules, F-74941 Annecy-le-Vieux, France

²IFAE, Universitat Autònoma de Barcelona, E-08193 Bellaterra, Barcelona, Spain

³Università di Bari, Dipartimento di Fisica and INFN, I-70126 Bari, Italy

⁴Institute of High Energy Physics, Beijing 100039, China

⁵University of Bergen, Inst. of Physics, N-5007 Bergen, Norway

⁶Lawrence Berkeley National Laboratory and University of California, Berkeley, California 94720, USA

⁷University of Birmingham, Birmingham, B15 2TT, United Kingdom

⁸Ruhr Universität Bochum, Institut für Experimentalphysik 1, D-44780 Bochum, Germany

⁹University of Bristol, Bristol BS8 1TL, United Kingdom

¹⁰University of British Columbia, Vancouver, British Columbia, Canada V6T 1Z1

¹¹Brunel University, Uxbridge, Middlesex UB8 3PH, United Kingdom

¹²Budker Institute of Nuclear Physics, Novosibirsk 630090, Russia

¹³University of California at Irvine, Irvine, California 92697, USA

¹⁴University of California at Los Angeles, Los Angeles, California 90024, USA

¹⁵University of California at Riverside, Riverside, California 92521, USA

¹⁶University of California at San Diego, La Jolla, California 92093, USA

- ¹⁷University of California at Santa Barbara, Santa Barbara, California 93106, USA
- ¹⁸University of California at Santa Cruz, Institute for Particle Physics, Santa Cruz, California 95064, USA
- ¹⁹California Institute of Technology, Pasadena, California 91125, USA
- ²⁰University of Cincinnati, Cincinnati, Ohio 45221, USA
- ²¹University of Colorado, Boulder, Colorado 80309, USA
- ²²Colorado State University, Fort Collins, Colorado 80523, USA
- ²³Universität Dortmund, Institut für Physik, D-44221 Dortmund, Germany
- ²⁴Technische Universität Dresden, Institut für Kern- und Teilchenphysik, D-01062 Dresden, Germany
- ²⁵Ecole Polytechnique, LLR, F-91128 Palaiseau, France
- ²⁶University of Edinburgh, Edinburgh EH9 3JZ, United Kingdom
- ²⁷Università di Ferrara, Dipartimento di Fisica and INFN, I-44100 Ferrara, Italy
- ²⁸Laboratori Nazionali di Frascati dell'INFN, I-00044 Frascati, Italy
- ²⁹Università di Genova, Dipartimento di Fisica and INFN, I-16146 Genova, Italy
- ³⁰Harvard University, Cambridge, Massachusetts 02138, USA
- ³¹Universität Heidelberg, Physikalisches Institut, Philosophenweg 12, D-69120 Heidelberg, Germany
- ³²Imperial College London, London, SW7 2AZ, United Kingdom
- ³³University of Iowa, Iowa City, Iowa 52242, USA
- ³⁴Iowa State University, Ames, Iowa 50011-3160, USA
- ³⁵Laboratoire de l'Accélérateur Linéaire, F-91898 Orsay, France
- ³⁶Lawrence Livermore National Laboratory, Livermore, California 94550, USA
- ³⁷University of Liverpool, Liverpool L69 7ZE, United Kingdom
- ³⁸Queen Mary, University of London, E1 4NS, United Kingdom
- ³⁹University of London, Royal Holloway and Bedford New College, Egham, Surrey TW20 0EX, United Kingdom
- ⁴⁰University of Louisville, Louisville, Kentucky 40292, USA
- ⁴¹University of Manchester, Manchester M13 9PL, United Kingdom
- ⁴²University of Maryland, College Park, Maryland 20742, USA
- ⁴³University of Massachusetts, Amherst, Massachusetts 01003, USA
- ⁴⁴Massachusetts Institute of Technology, Laboratory for Nuclear Science, Cambridge, Massachusetts 02139, USA
- ⁴⁵McGill University, Montréal, Quebec, Canada H3A 2T8
- ⁴⁶Università di Milano, Dipartimento di Fisica and INFN, I-20133 Milano, Italy
- ⁴⁷University of Mississippi, University, Mississippi 38677, USA
- ⁴⁸Université de Montréal, Laboratoire René J. A. Lévesque, Montréal, Quebec, Canada H3C 3J7
- ⁴⁹Mount Holyoke College, South Hadley, Massachusetts 01075, USA
- ⁵⁰Università di Napoli Federico II, Dipartimento di Scienze Fisiche and INFN, I-80126, Napoli, Italy
- ⁵¹NIKHEF, National Institute for Nuclear Physics and High Energy Physics, NL-1009 DB Amsterdam, The Netherlands
- ⁵²University of Notre Dame, Notre Dame, Indiana 46556, USA
- ⁵³Ohio State University, Columbus, Ohio 43210, USA
- ⁵⁴University of Oregon, Eugene, Oregon 97403, USA
- ⁵⁵Università di Padova, Dipartimento di Fisica and INFN, I-35131 Padova, Italy
- ⁵⁶Universités Paris VI et VII, Laboratoire de Physique Nucléaire et de Hautes Energies, F-75252 Paris, France
- ⁵⁷University of Pennsylvania, Philadelphia, Pennsylvania 19104, USA
- ⁵⁸Università di Perugia, Dipartimento di Fisica and INFN, I-06100 Perugia, Italy
- ⁵⁹Università di Pisa, Dipartimento di Fisica, Scuola Normale Superiore and INFN, I-56127 Pisa, Italy
- ⁶⁰Prairie View A&M University, Prairie View, Texas 77446, USA
- ⁶¹Princeton University, Princeton, New Jersey 08544, USA
- ⁶²Università di Roma La Sapienza, Dipartimento di Fisica and INFN, I-00185 Roma, Italy
- ⁶³Universität Rostock, D-18051 Rostock, Germany
- ⁶⁴Rutherford Appleton Laboratory, Chilton, Didcot, Oxon, OX11 0QX, United Kingdom
- ⁶⁵DSM/Dapnia, CEA/Saclay, F-91191 Gif-sur-Yvette, France
- ⁶⁶University of South Carolina, Columbia, South Carolina 29208, USA
- ⁶⁷Stanford Linear Accelerator Center, Stanford, California 94309, USA
- ⁶⁸Stanford University, Stanford, California 94305-4060, USA
- ⁶⁹State University of New York, Albany, New York 12222, USA
- ⁷⁰University of Tennessee, Knoxville, Tennessee 37996, USA
- ⁷¹University of Texas at Austin, Austin, Texas 78712, USA
- ⁷²University of Texas at Dallas, Richardson, Texas 75083, USA
- ⁷³Università di Torino, Dipartimento di Fisica Sperimentale and INFN, I-10125 Torino, Italy
- ⁷⁴Università di Trieste, Dipartimento di Fisica and INFN, I-34127 Trieste, Italy
- ⁷⁵IFIC, Universitat de Valencia-CSIC, E-46071 Valencia, Spain
- ⁷⁶Vanderbilt University, Nashville, Tennessee 37235, USA
- ⁷⁷University of Victoria, Victoria, British Columbia, Canada V8W 3P6
- ⁷⁸Department of Physics, University of Warwick, Coventry CV4 7AL, United Kingdom
- ⁷⁹University of Wisconsin, Madison, Wisconsin 53706, USA
- ⁸⁰Yale University, New Haven, Connecticut 06511, USA

(Dated: August 25, 2019)

The branching fraction of the $\tau^- \rightarrow 3h^-2h^+\nu_\tau$ decay ($h = \pi, K$) is measured with the *BABAR* detector to be $(8.56 \pm 0.05 \pm 0.42) \times 10^{-4}$, where the first error is statistical and the second systematic. The observed structure of this decay is significantly different from the phase space prediction, with the ρ resonance playing a strong role. The decay $\tau^- \rightarrow f_1(1285)\pi^-\nu_\tau$, with the $f_1(1285)$ meson decaying to four charged pions, is observed and the branching fraction is measured to be $(3.9 \pm 0.7 \pm 0.5) \times 10^{-4}$.

PACS numbers: 13.35.Dx, 14.60.Fg

The high-statistics sample of τ pair events collected by the *BABAR* Collaboration allows detailed studies of rare decays of the τ lepton. This Letter presents a measurement of the $\tau^- \rightarrow 3h^-2h^+\nu_\tau$ decay ($h = \pi, K$) from a sample of over 34,000 such decays [1]. The large data set allows a first look into the decay mechanism and the search for resonant structure of the $\tau^- \rightarrow 3h^-2h^+\nu_\tau$ decay mode. The best previous measurement of the $\tau^- \rightarrow 3h^-2h^+\nu_\tau$ branching fraction is $(7.7 \pm 0.5 \pm 0.9) \times 10^{-4}$, based on 295 events by the CLEO experiment [2].

Tau decays to one and three charged hadrons have been used to test the Standard Model, measure the masses of the τ^- and ν_τ , study the properties of low-mass resonances, test CP violation in the lepton sector, and search for new physics. Moreover, the semi-leptonic decays of the τ lepton are ideal for studying strong interaction effects (for example, see Ref. [3]) as they probe the matrix element of the left-handed current between the vacuum and the hadronic state [4]. The results presented in this Letter suggest that further studies will be possible with $\tau^- \rightarrow 3h^-2h^+\nu_\tau$ decays.

This analysis is based on data recorded by the *BABAR* detector at the PEP-II asymmetric-energy e^+e^- storage ring operated at the Stanford Linear Accelerator Center. The data sample consists of 232.1 fb^{-1} recorded at center-of-mass energies (\sqrt{s}) of 10.58 GeV and 10.54 GeV between 1999 and 2004. With a luminosity-weighted cross section for τ -pair production of $\sigma_{\tau\tau} = (0.89 \pm 0.02) \text{ nb}$ [5], this data sample contains approximately 400 million τ decays. Monte Carlo simulation is used to evaluate the background contamination and selection efficiency. The τ pair production is simulated with the KK2f Monte Carlo event generator [5] and the τ decays modeled with Tauola [6] according to measured rates [7].

The *BABAR* detector is described in detail in Ref. [8]. Charged particle momenta are measured with a five-layer double-sided silicon vertex tracker and a 40-layer drift chamber inside a 1.5-T superconducting solenoidal magnet. A calorimeter consisting of CsI(Tl) crystals is used to measure electromagnetic-shower energies, and an instrumented magnetic flux return (IFR) is used to identify muons.

Since τ pairs are produced back to back in the e^+e^-

center-of-mass frame, the event is divided into two hemispheres in the center-of-mass frame based on the plane perpendicular to the thrust axis from the tracks in the event. Each hemisphere is assumed to contain the decay products of a single τ lepton. The analysis procedure selects events with one track in one hemisphere (tag hemisphere) and five tracks in the other hemisphere (signal hemisphere). All tracks are taken as pions unless identified as an electron or muon. The total event charge is required to be zero.

Charged particles are required to have momentum greater than $0.1 \text{ GeV}/c$ in the plane transverse to the beam axis. The distance of the point of closest approach of the track to the beam axis must be less than 1.5 cm (d_{XY}). In addition, the z coordinate (along the beam axis) of the point of closest approach of the track must be within 10 cm of the z coordinate of the production point.

The background from non- τ sources (in particular, Bhabha scattering and two-photon production) is reduced by requiring the magnitude of the thrust (T) of the event to be between 0.92 and 0.99. The ratio p_T/E_{missing} is also used to reduce the background from two-photon production, which tends to have low p_T and high E_{missing} . The p_T is the transverse component of the vector sum of the momenta of all the charged particles in the event and E_{missing} is the missing energy in the event. Events are retained if they satisfy the following criteria:

$$\begin{aligned} (p_T/E_{\text{missing}} > 0.3 \quad \text{and} \quad 0.92 < T < 0.93) \quad \text{or} \\ (p_T/E_{\text{missing}} > 0.2 \quad \text{and} \quad 0.93 < T < 0.94) \quad \text{or} \\ (p_T/E_{\text{missing}} > 0.1 \quad \text{and} \quad 0.94 < T < 0.95). \end{aligned}$$

There is no requirement on p_T/E_{missing} if the thrust is between 0.95 and 0.99.

Furthermore, reduction of the non- τ background is made by requiring that the track in the tag hemisphere be identified as an electron or a muon and that the momentum of the track in the center-of-mass frame be less than $4 \text{ GeV}/c$. Electrons are identified with the use of the ratio of energy measured by the calorimeter to track momentum (E/p), the ionization loss in the tracking system (dE/dx), and the shape of the shower in the calorimeter. Muons are identified by hits in the IFR and energy deposits in the calorimeter consistent with the minimum energy hypothesis. Residual background from multihadronic events is reduced by requiring that there be at most one electromagnetic calorimeter cluster in the tag

*Also with Università della Basilicata, Potenza, Italy

†Deceased

hemisphere with energy above 0.05 GeV. Further, the total neutral energy in the tag hemisphere must be less than 1 GeV.

Additional criteria are applied to the five track system in the signal hemisphere to reduce background from photon conversions. The event is rejected if any of the tracks is identified as an electron or if any pair of oppositely charged tracks is consistent with originating from a photon conversion. The invariant mass of the five charged particles is required to be less than $1.8 \text{ GeV}/c^2$. All invariant masses shown are calculated assuming that the particles are pions.

It is also required that there be no π^0 candidates in the signal hemisphere. A π^0 candidate consists of two clusters in the electromagnetic calorimeter that are not associated with any track. Each cluster is required to have an energy of at least 0.050 GeV and the two clusters have a combined invariant mass between 0.115 and $0.150 \text{ GeV}/c^2$. In addition, any remaining clusters with energy greater than 0.5 GeV that are not associated to a track are considered a π^0 candidate.

A total of 20920 and 13929 events are selected when an electron or muon, respectively, are identified in the tag hemisphere.

The selection efficiency is defined as the number of events with a $\tau^- \rightarrow 3h^-2h^+\nu_\tau$ decay in signal hemisphere and a tau leptonic decay in the tag hemisphere divided by the number of τ pair events with a $\tau^- \rightarrow 3h^-2h^+\nu_\tau$. The branching fraction of the τ leptonic decay mode [7] is incorporated into the selection efficiency. The efficiencies are $(4.71 \pm 0.05)\%$ and $(3.03 \pm 0.04)\%$ in the electron and muon samples, respectively. The efficiencies are obtained from the Monte Carlo simulation and the quoted uncertainty is the Monte Carlo statistical error.

The background in the selected sample comes from other τ decays and multihadronic events. The background percentages in the electron and the muon tag samples estimated from the Monte Carlo simulation are $(20.6 \pm 2.0)\%$ and $(21.7 \pm 2.1)\%$, respectively. The errors are the combined statistical and systematic uncertainties. The sources of background in the electron tag sample can be broken down into the following categories: $\tau^- \rightarrow 3h^-2h^+\pi^0\nu_\tau$ decays (7.2%), τ decays with one or three tracks and at least one π^0 (6.3%), τ decays with a K_S^0 (4.9%), multihadronic events (1.8%, primarily $c\bar{c}$ events) and a residual amount from other τ decays (0.5%). Background from Bhabha scattering and two-photon production is negligible. The relative uncertainties range between 15% and 20% for each background and reflect the statistical precision of the data and Monte Carlo samples used to evaluate the backgrounds. The backgrounds in the muon tag sample are very similar.

In order to validate our Monte Carlo simulation for the background contamination we use experimental data samples where the particular background is enhanced. The uncertainty on the $\tau^- \rightarrow 3h^-2h^+\pi^0\nu_\tau$ background is estimated to be 20% by comparing the number of π^0 mesons reconstructed in five charged track sample in the

data and Monte Carlo simulation. The background from $\tau^- \rightarrow h^-(\geq 1\pi^0)\nu_\tau$ and $\tau^- \rightarrow h^-h^-h^+(\geq 1\pi^0)\nu_\tau$ arises when one or both of the photons from the decay of a π^0 converts to an e^+e^- pair or from a $\pi^0 \rightarrow e^+e^-\gamma$ decay. The uncertainty on this background is estimated to be 15% from the number of conversions and number of tracks identified as electrons.

Background can also arise from $\tau^- \rightarrow \pi^- K_S^0 K_S^0 \nu_\tau$ and $\tau^- \rightarrow h^- h^- h^+ K_S^0 \nu_\tau$ decays, both of which have been observed by other experiments [7]. The background from these decays is determined by fitting the mass distribution of $\pi^+\pi^-$ pairs to obtain an estimate of the number of K_S^0 mesons. The background estimation uses the Monte Carlo prediction for the $\tau^- \rightarrow \pi^- K_S^0 K_S^0 \nu_\tau$ decays modes. The $\tau^- \rightarrow h^- h^- h^+ K_S^0 \nu_\tau$ decay mode is not simulated and the background is assumed to be the excess of K_S^0 mesons in the data over the Monte Carlo prediction. The uncertainty in the background from τ decays with K_S^0 mesons was found to be approximately 20% and includes contributions from the statistical uncertainties of the fits to the mass distribution of $\pi^+\pi^-$ pairs and the branching ratios of the background decay modes. In addition, checks were made to ensure that the K_S^0 background was from τ decays and not multihadronic events.

The background from multihadronic events was estimated from the number of events for which the reconstructed mass of the five tracks is above the τ mass, and also from the number of events with more than one electromagnetic cluster in the tag hemisphere. The uncertainty in the multihadronic background is estimated to be 20%.

The branching fraction is defined as $B = N_{\text{sel}}(1 - f_{\text{bkgd}})/(2N\epsilon)$ where N_{sel} is the number of selected events, N is the number of tau pair events determined from the cross section and luminosity, f_{bkgd} is the fraction of background, and ϵ is the efficiency for selecting $\tau^- \rightarrow 3h^-2h^+\nu_\tau$ and lepton events.

The branching fraction of the $\tau^- \rightarrow 3h^-2h^+\nu_\tau$ decay is found to be $(8.53 \pm 0.06 \pm 0.42) \times 10^{-4}$ and $(8.73 \pm 0.07 \pm 0.48) \times 10^{-4}$ for the data selected by the electron and muon tags, respectively. The first uncertainty is the statistical error and the second systematic. The average branching fraction is $(8.56 \pm 0.05 \pm 0.42) \times 10^{-4}$ where the correlation between the systematic errors in the electron and muon tag results is taken into account. Our value of the branching fraction is in good agreement with the Particle Data Group fit value of $(8.2 \pm 0.6) \times 10^{-4}$ [7].

The systematic error includes contributions from the efficiency for reconstructing the six tracks in the event (3.1%), the background in the sample (2.4%), the luminosity and $\tau^+\tau^-$ cross section (2.3%), the π^0 finding algorithm (2.0%), and the lepton identification in the tag hemisphere (1.0% for electrons and 2.5% for muons).

The error on the efficiency for reconstructing a track is estimated to be 1.2% for tracks with $p_T < 0.3 \text{ GeV}/c$ and 0.5% for tracks with $p_T > 0.3 \text{ GeV}/c$. The errors were obtained from comparison of efficiencies of the standalone track reconstruction in the silicon vertex tracker and the

drift chamber, and confirmed by an independent analysis of τ decays into three charged particles and a neutrino. Variation of selection cuts such as the minimum transverse momentum of the track, the number of tracks with hits in the silicon vertex tracker, and the sum of the d_{XY} of the five tracks resulted in a negligible change in the branching fraction.

Variation of the selection criteria produced consistent results for the branching fraction. In addition, the selection efficiency was found to have no dependence on the reconstructed mass of the five tracks.

In Fig. 1, the distribution of the invariant mass of the five charged particles in the signal hemisphere is presented. The discrepancy between Tauola, which uses a phase space distribution for $\tau^- \rightarrow 3\pi^- 2\pi^+ \nu_\tau$ [6], and the data is believed to be due to resonant contributions in the $\tau^- \rightarrow 3\pi^- 2\pi^+ \nu_\tau$ decay mode. There are three allowed isospin states for this decay mode (see Ref. [9]) and two of these isospin states have particles with quantum numbers of the ρ meson. Fig. 2 shows the mass of h^+h^- pair combinations where the shoulder at $0.77 \text{ GeV}/c^2$ suggests a strong contribution from the ρ resonance.

No attempt was made to extract the fraction of ρ mesons as no model for resonant structure of the $\tau^- \rightarrow 3h^- 2h^+ \nu_\tau$ decay exists. Such a model would need to include the three allowed isospin states and the admixture of the isospin states could be extracted from this data sample as it was done for $\tau^- \rightarrow h^- h^- h^+ \nu_\tau$ [10].

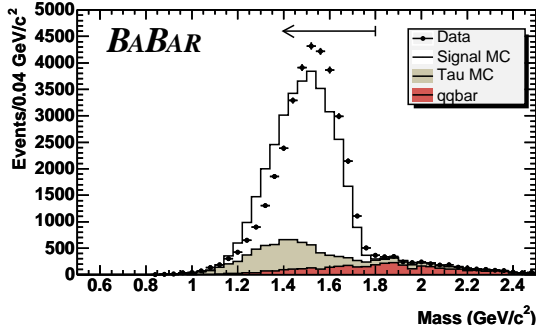


FIG. 1: Invariant mass of the five charged particles in the signal hemisphere after all other selection criteria (except the mass requirement) are applied. The points are the data and the histogram is the Monte Carlo simulation for both the electron and muon tag samples. The unshaded and two shaded histograms are the signal, tau and multihadronic background events, respectively. The arrow indicates the selection requirement applied to the samples. The Monte Carlo sample is normalized to the luminosity of the data sample.

The data sample can also be used to study the $\tau^- \rightarrow f_1(1285)\pi^- \nu_\tau$ decay, where the $f_1(1285)$ decays into a $2\pi^- 2\pi^+$ final state. In Fig. 3, the invariant mass of the $2h^+ 2h^-$ particle system is plotted for data. The fit to the data uses a second-order polynomial distribution for the background and a Breit-Wigner for the peak region. The

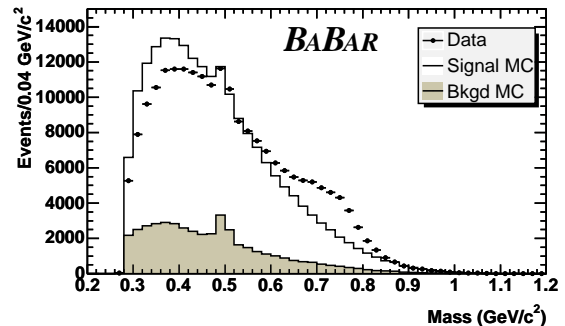


FIG. 2: Reconstructed mass of h^+h^- pairs in the five tracks in the signal hemisphere. The data are shown as points with error bars. The unshaded and shaded histograms are the signal and background predicted by the Monte Carlo simulation. The peak at $0.5 \text{ GeV}/c^2$ is due to K_S^0 mesons that are not rejected by the selection. There are six entries per event.

Breit-Wigner is convoluted with a Gaussian distribution with a standard deviation corresponding to the expected mass resolution. The background distribution was determined by fitting the region between 1.1 and $1.4 \text{ GeV}/c^2$ excluding the $f_1(1285)$ peak (1.25 - $1.31 \text{ GeV}/c^2$).

A total of 1369 ± 232 $\tau^- \rightarrow f_1(1285)\pi^- \nu_\tau$ decays are obtained from the fit. The fraction of $\tau^- \rightarrow f_1(1285)\pi^- \nu_\tau$ decays found in the $\tau^- \rightarrow 3h^- 2h^+ \nu_\tau$ sample is measured to be $(0.050 \pm 0.008 \pm 0.005)$ and the branching fraction of the $\tau^- \rightarrow f_1(1285)\pi^- \nu_\tau$ decay is calculated to be $(3.9 \pm 0.7 \pm 0.5) \times 10^{-4}$. The branching fraction for the $f_1(1285) \rightarrow 2\pi^- 2\pi^+$ decay used to calculate the $\tau^- \rightarrow f_1(1285)\pi^- \nu_\tau$ branching fraction is taken from the Particle Data Group [7]. The first errors are the statistical uncertainties obtained from the fit and the second errors are the systematic uncertainties. The systematic uncertainties include a contribution from the fit (10%) estimated by studying the results of fits using different mass bins, background functions and detector resolutions. The systematic error on the branching fraction also includes the uncertainty on the branching fractions of the $\tau^- \rightarrow 3h^- 2h^+ \nu_\tau$ (5%) and the $f_1(1285) \rightarrow 2\pi^- 2\pi^+$ decay modes (6%).

Checks confirmed that the $f_1(1285)$ signal did not arise from multihadronic events. This was done by relaxing the selection criteria in a way which increased the multihadronic background and confirming that the $f_1(1285)$ signal did not increase. In addition, the observation of the $\tau^- \rightarrow f_1(1285)\pi^- \nu_\tau$ decay was confirmed by looking at a data sample with a hadron tag.

Our value of the $\tau^- \rightarrow f_1(1285)\pi^- \nu_\tau$ branching fraction is in agreement with the result obtained by the CLEO Collaboration, $(5.8 \pm 2.3) \times 10^{-4}$, obtained using the $f_1(1285) \rightarrow \eta\pi\pi$ decay mode [11]. It is also consistent with a theoretical prediction of 2.91×10^{-4} [12].

In summary, the BABAR Collaboration has measured

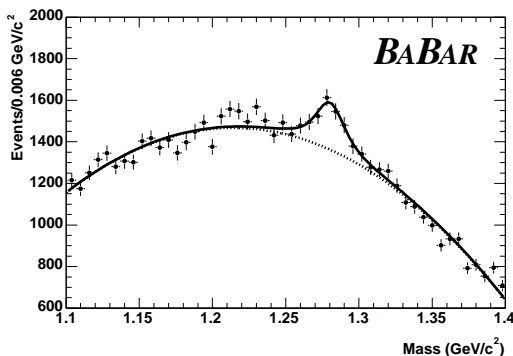


FIG. 3: Reconstructed mass of the $2h^+2h^-$ combinations in the signal hemisphere. The solid line is a fit to the data using a second-order polynomial distribution (dashed-line) for the background and a Breit-Wigner convoluted by a Gaussian for the peak region. The data are shown as points with error bars. There are three entries per event.

the $\tau^- \rightarrow 3h^-2h^+\nu_\tau$ branching fraction, $B(\tau^- \rightarrow 3h^-2h^+\nu_\tau) = (8.56 \pm 0.05 \pm 0.42) \times 10^{-4}$. The mass of the five charged hadron system is not well described by a phase space model. The invariant mass distribution of h^+h^- pairs shows that the ρ meson is produced in the $\tau^- \rightarrow 3h^-2h^+\nu_\tau$ decay. The decay $\tau^- \rightarrow f_1(1285)\pi^-\nu_\tau$

is confirmed in the $f_1(1285) \rightarrow 2\pi^-2\pi^+$ channel and the branching fraction measured is $B(\tau^- \rightarrow f_1(1285)\pi^-\nu_\tau) = (3.9 \pm 0.7 \pm 0.5) \times 10^{-4}$.

We are grateful for the extraordinary contributions of our PEP-II colleagues in achieving the excellent luminosity and machine conditions that have made this work possible. The success of this project also relies critically on the expertise and dedication of the computing organizations that support *BABAR*. The collaborating institutions wish to thank SLAC for its support and the kind hospitality extended to them. This work is supported by the US Department of Energy and National Science Foundation, the Natural Sciences and Engineering Research Council (Canada), Institute of High Energy Physics (China), the Commissariat à l'Énergie Atomique and Institut National de Physique Nucléaire et de Physique des Particules (France), the Bundesministerium für Bildung und Forschung and Deutsche Forschungsgemeinschaft (Germany), the Istituto Nazionale di Fisica Nucleare (Italy), the Foundation for Fundamental Research on Matter (The Netherlands), the Research Council of Norway, the Ministry of Science and Technology of the Russian Federation, and the Particle Physics and Astronomy Research Council (United Kingdom). Individuals have received support from CONACyT (Mexico), the A. P. Sloan Foundation, the Research Corporation, and the Alexander von Humboldt Foundation.

-
- [1] Charge conjugation is assumed throughout this paper. In addition, a five charged particle state is not considered a $\tau^- \rightarrow 3h^-2h^+\nu_\tau$ decay if it was the result of a K_S^0 decay.
 - [2] CLEO Collaboration, D. Gibaut *et al.*, Phys. Rev. Lett. **73**, 934 (1994).
 - [3] A. Stahl, Physics with Tau Leptons, Springer Tracts in Modern Physics, Volume **160** (2000).
 - [4] A. Pich, Nucl. Phys. Proc. Suppl. **98**, 385 (2001).
 - [5] B. F. Ward, S. Jadach, and Z. Was, Nucl. Phys. Proc. Suppl. **116**, 73 (2003).
 - [6] S. Jadach, Z. Was, R. Decker, and J. H. Kuhn, Comput. Phys. Commun. **76**, 361 (1993).
 - [7] Particle Data Group, S. Eidelman *et al.*, Phys. Lett. **B592**, 1 (2004).
 - [8] *BABAR* Collaboration, B. Aubert *et al.*, Nucl. Instr. Meth. A **479**, 1 (2002).
 - [9] R. J. Sobie, Phys. Rev. **D 60**, 017301 (1999).
 - [10] CLEO Collaboration, T. E. Browder *et al.*, Phys. Rev. **D 61**, 052004 (2000).
 - [11] CLEO Collaboration, T. Bergfeld *et al.*, Phys. Rev. Lett. **79**, 2406 (1997).
 - [12] B. A. Li, Phys. Rev. **D 55**, 1436 (1997).