

University of Massachusetts Amherst

ScholarWorks@UMass Amherst

Civil and Environmental Engineering Faculty
Publication Series

Civil and Environmental Engineering

2001

Measurement of J/psi production in continuum e(+)e(-) annihilations near root s=10.6 GeV

BABAR Collaboration

Follow this and additional works at: https://scholarworks.umass.edu/cee_faculty_pubs

Recommended Citation

BABAR Collaboration, "Measurement of J/psi production in continuum e(+)e(-) annihilations near root s=10.6 GeV" (2001). *Physical Review Letters*. 296.
<https://doi.org/10.1103/PhysRevLett.87.162002>

This Article is brought to you for free and open access by the Civil and Environmental Engineering at ScholarWorks@UMass Amherst. It has been accepted for inclusion in Civil and Environmental Engineering Faculty Publication Series by an authorized administrator of ScholarWorks@UMass Amherst. For more information, please contact scholarworks@library.umass.edu.

Measurement of J/ψ Production in Continuum e^+e^- Annihilations near $\sqrt{s} = 10.6$ GeV

B. Aubert,¹ D. Boutigny,¹ J.-M. Gaillard,¹ A. Hicheur,¹ Y. Karyotakis,¹ J.P. Lees,¹ P. Robbe,¹ V. Tisserand,¹
 A. Palano,² G.P. Chen,³ J.C. Chen,³ N.D. Qi,³ G. Rong,³ P. Wang,³ Y.S. Zhu,³ G. Eigen,⁴ P.L. Reinertsen,⁴
 B. Stugu,⁴ B. Abbott,⁵ G.S. Abrams,⁵ A.W. Borgland,⁵ A.B. Breon,⁵ D.N. Brown,⁵ J. Button-Shafer,⁵ R.N. Cahn,⁵
 A.R. Clark,⁵ Q. Fan,⁵ M.S. Gill,⁵ A. Gribsan,⁵ Y. Groyzman,⁵ R.G. Jacobsen,⁵ R.W. Kadel,⁵ J. Kadyk,⁵ L.T. Kerth,⁵
 S. Kluth,⁵ Yu.G. Kolomensky,⁵ J.F. Kral,⁵ C. LeClerc,⁵ M.E. Levi,⁵ T. Liu,⁵ G. Lynch,⁵ A.B. Meyer,⁵ M. Momayezi,⁵
 P.J. Oddone,⁵ A. Perazzo,⁵ M. Pripstein,⁵ N.A. Roe,⁵ A. Romosan,⁵ M.T. Ronan,⁵ V.G. Shelkov,⁵ A.V. Telnov,⁵
 W.A. Wenzel,⁵ P.G. Bright-Thomas,⁶ T.J. Harrison,⁶ C.M. Hawkes,⁶ A. Kirk,⁶ D.J. Knowles,⁶ S.W. O'Neale,⁶
 R.C. Penny,⁶ A.T. Watson,⁶ N.K. Watson,⁶ T. Deppermann,⁷ K. Goetzen,⁷ H. Koch,⁷ J. Krug,⁷ M. Kunze,⁷
 B. Lewandowski,⁷ K. Peters,⁷ H. Schmuecker,⁷ M. Steinke,⁷ J.C. Andress,⁸ N.R. Barlow,⁸ W. Bhimji,⁸ N. Chevalier,⁸
 P.J. Clark,⁸ W.N. Cottingham,⁸ N. De Groot,⁸ N. Dyce,⁸ B. Foster,⁸ A. Mass,⁸ J.D. McFall,⁸ D. Wallom,⁸ F.F. Wilson,⁸
 K. Abe,⁹ C. Hearty,⁹ T.S. Mattison,⁹ J.A. McKenna,⁹ D. Thiessen,⁹ B. Camanzi,¹⁰ S. Jolly,¹⁰ A.K. McKemey,¹⁰
 J. Tinslay,¹⁰ V.E. Blinov,¹¹ A.D. Bukin,¹¹ D.A. Bukin,¹¹ A.R. Buzykaev,¹¹ M.S. Dubrovin,¹¹ V.B. Golubev,¹¹
 V.N. Ivanchenko,¹¹ A.A. Korol,¹¹ E.A. Kravchenko,¹¹ A.P. Onuchin,¹¹ A.A. Salnikov,¹¹ S.I. Serednyakov,¹¹
 Yu.I. Skovpen,¹¹ V.I. Telnov,¹¹ A.N. Yushkov,¹¹ D. Best,¹² A.J. Lankford,¹² M. Mandelkern,¹² S. McMahon,¹²
 D.P. Stoker,¹² A. Ahsan,¹³ K. Arisaka,¹³ C. Buchanan,¹³ S. Chun,¹³ J.G. Branson,¹⁴ D.B. MacFarlane,¹⁴ S. Prell,¹⁴
 Sh. Rahatlou,¹⁴ G. Raven,¹⁴ V. Sharma,¹⁴ C. Campagnari,¹⁵ B. Dahmes,¹⁵ P.A. Hart,¹⁵ N. Kuznetsova,¹⁵ S.L. Levy,¹⁵
 O. Long,¹⁵ A. Lu,¹⁵ J.D. Richman,¹⁵ W. Verkerke,¹⁵ M. Witherell,¹⁵ S. Yellin,¹⁵ J. Beringer,¹⁶ D.E. Dorfan,¹⁶
 A.M. Eisner,¹⁶ A. Frey,¹⁶ A.A. Grillo,¹⁶ M. Grothe,¹⁶ C.A. Heusch,¹⁶ R.P. Johnson,¹⁶ W. Kroeger,¹⁶ W.S. Lockman,¹⁶
 T. Pulliam,¹⁶ H. Sadrozinski,¹⁶ T. Schalk,¹⁶ R.E. Schmitz,¹⁶ B.A. Schumm,¹⁶ A. Seiden,¹⁶ M. Turri,¹⁶ W. Walkowiak,¹⁶
 D.C. Williams,¹⁶ M.G. Wilson,¹⁶ E. Chen,¹⁷ G.P. Dubois-Felsmann,¹⁷ A. Dvoretzskii,¹⁷ D.G. Hitlin,¹⁷ S. Metzler,¹⁷
 J. Oyang,¹⁷ F.C. Porter,¹⁷ A. Ryd,¹⁷ A. Samuel,¹⁷ M. Weaver,¹⁷ S. Yang,¹⁷ R.Y. Zhu,¹⁷ S. Devmal,¹⁸ T.L. Geld,¹⁸
 S. Jayatilke,¹⁸ G. Mancinelli,¹⁸ B.T. Meadows,¹⁸ M.D. Sokoloff,¹⁸ P. Bloom,¹⁹ M.O. Dima,¹⁹ S. Fahey,¹⁹
 W.T. Ford,¹⁹ F. Gaede,¹⁹ D.R. Johnson,¹⁹ A.K. Michael,¹⁹ U. Nauenberg,¹⁹ A. Olivas,¹⁹ H. Park,¹⁹ P. Rankin,¹⁹
 J. Roy,¹⁹ S. Sen,¹⁹ J.G. Smith,¹⁹ W.C. van Hoek,¹⁹ D.L. Wagner,¹⁹ J. Blouw,²⁰ J.L. Harton,²⁰ M. Krishnamurthy,²⁰
 A. Soffer,²⁰ W.H. Toki,²⁰ R.J. Wilson,²⁰ J. Zhang,²⁰ T. Brandt,²¹ J. Brose,²¹ T. Colberg,²¹ G. Dahlinger,²¹
 M. Dickopp,²¹ R.S. Dubitzky,²¹ E. Maly,²¹ R. Müller-Pfefferkorn,²¹ S. Otto,²¹ K.R. Schubert,²¹ R. Schwierz,²¹
 B. Spaan,²¹ L. Wilden,²¹ L. Behr,²² D. Bernard,²² G.R. Bonneaud,²² F. Brochard,²² J. Cohen-Tanugi,²² S. Ferrag,²²
 E. Roussot,²² S. T'Jampens,²² Ch. Thiebaux,²² G. Vasileiadis,²² M. Verderi,²² A. Anjomshoaa,²³ R. Bernet,²³
 A. Khan,²³ F. Muheim,²³ S. Playfer,²³ J.E. Swain,²³ M. Falbo,²⁴ C. Borean,²⁵ C. Bozzi,²⁵ S. Dittongo,²⁵ M. Folegani,²⁵
 L. Piemontese,²⁵ E. Treadwell,²⁶ F. Anulli,^{27,*} R. Baldini-Ferrolì,²⁷ A. Calcaterra,²⁷ R. de Sangro,²⁷ D. Falciari,²⁷
 G. Finocchiaro,²⁷ P. Patteri,²⁷ I.M. Peruzzi,^{27,*} M. Piccolo,²⁷ Y. Xie,²⁷ A. Zallo,²⁷ S. Bagnasco,²⁸ A. Buzzo,²⁸
 R. Contri,²⁸ G. Crosetti,²⁸ P. Fabbriatore,²⁸ S. Farinon,²⁸ M. Lo Vetere,²⁸ M. Macri,²⁸ M.R. Monge,²⁸ R. Musenich,²⁸
 M. Pallavicini,²⁸ R. Parodi,²⁸ S. Passaggio,²⁸ F.C. Pastore,²⁸ C. Patrignani,²⁸ M.G. Pia,²⁸ C. Priano,²⁸ E. Robutti,²⁸
 A. Santroni,²⁸ M. Morii,²⁹ R. Bartoldus,³⁰ T. Dignan,³⁰ R. Hamilton,³⁰ U. Mallik,³⁰ J. Cochran,³¹ H.B. Crawley,³¹
 P.-A. Fischer,³¹ J. Lamsa,³¹ W.T. Meyer,³¹ E.I. Rosenberg,³¹ M. Benkebil,³² G. Grosdidier,³² C. Hast,³² A. Höcker,³²
 H.M. Lacker,³² V. Lepeltier,³² A.M. Lutz,³² S. Plaszczynski,³² M.H. Schune,³² S. Trincaz-Duvoid,³² A. Valassi,³²
 G. Wormser,³² R.M. Bionta,³³ V. Brigljević,³³ O. Fackler,³³ D. Fujino,³³ D.J. Lange,³³ M. Mugge,³³ X. Shi,³³
 K. van Bibber,³³ T.J. Wenaus,³³ D.M. Wright,³³ C.R. Wuest,³³ M. Carroll,³⁴ J.R. Fry,³⁴ E. Gabathuler,³⁴ R. Gamet,³⁴
 M. George,³⁴ M. Kay,³⁴ D.J. Payne,³⁴ R.J. Sloane,³⁴ C. Touramanis,³⁴ M.L. Aspinwall,³⁵ D.A. Bowerman,³⁵
 P.D. Dauncey,³⁵ U. Egede,³⁵ I. Eschrich,³⁵ N.J.W. Gunawardane,³⁵ R. Martin,³⁵ J.A. Nash,³⁵ P. Sanders,³⁵
 D. Smith,³⁵ D.E. Azzopardi,³⁶ J.J. Back,³⁶ P. Dixon,³⁶ P.F. Harrison,³⁶ R.J.L. Potter,³⁶ H.W. Shorthouse,³⁶
 P. Strother,³⁶ P.B. Vidal,³⁶ M.I. Williams,³⁶ G. Cowan,³⁷ S. George,³⁷ M.G. Green,³⁷ A. Kurup,³⁷ C.E. Marker,³⁷
 P. McGrath,³⁷ T.R. McMahon,³⁷ S. Ricciardi,³⁷ F. Salvatore,³⁷ I. Scott,³⁷ G. Vaitsas,³⁷ D. Brown,³⁸ C.L. Davis,³⁸
 J. Allison,³⁹ R.J. Barlow,³⁹ J.T. Boyd,³⁹ A.C. Forti,³⁹ J. Fullwood,³⁹ F. Jackson,³⁹ G.D. Lafferty,³⁹ N. Savvas,³⁹
 E.T. Simopoulos,³⁹ J.H. Weatherall,³⁹ A. Farbin,⁴⁰ A. Jawahery,⁴⁰ V. Lillard,⁴⁰ J. Olsen,⁴⁰ D.A. Roberts,⁴⁰
 J.R. Schieck,⁴⁰ G. Blaylock,⁴¹ C. Dallapiccola,⁴¹ K.T. Flood,⁴¹ S.S. Hertzbach,⁴¹ R. Kofler,⁴¹ C.S. Lin,⁴¹
 T.B. Moore,⁴¹ H. Staengle,⁴¹ S. Willocq,⁴¹ J. Wittlin,⁴¹ B. Brau,⁴² R. Cowan,⁴² G. Sciolla,⁴² F. Taylor,⁴²
 R.K. Yamamoto,⁴² D.I. Britton,⁴³ M. Milek,⁴³ P.M. Patel,⁴³ J. Trischuk,⁴³ F. Lanni,⁴⁴ F. Palombo,⁴⁴ J.M. Bauer,⁴⁵

M. Booke,⁴⁵ L. Cremaldi,⁴⁵ V. Eschenburg,⁴⁵ R. Kroeger,⁴⁵ J. Reidy,⁴⁵ D. A. Sanders,⁴⁵ D. J. Summers,⁴⁵ J. P. Martin,⁴⁶ J. Y. Nief,⁴⁶ R. Seitz,⁴⁶ P. Taras,⁴⁶ V. Zacek,⁴⁶ H. Nicholson,⁴⁷ C. S. Sutton,⁴⁷ C. Cartaro,⁴⁸ N. Cavallo,^{48,†} G. De Nardo,⁴⁸ F. Fabozzi,⁴⁸ C. Gatto,⁴⁸ L. Lista,⁴⁸ P. Paolucci,⁴⁸ D. Piccolo,⁴⁸ C. Sciacca,⁴⁸ J. M. LoSecco,⁴⁹ J. R. G. Alsmiller,⁵⁰ T. A. Gabriel,⁵⁰ T. Handler,⁵⁰ J. Brau,⁵¹ R. Frey,⁵¹ M. Iwasaki,⁵¹ N. B. Sinev,⁵¹ D. Strom,⁵¹ F. Colecchia,⁵² F. Dal Corso,⁵² A. Dorigo,⁵² F. Galeazzi,⁵² M. Margoni,⁵² G. Michelon,⁵² M. Morandin,⁵² M. Posocco,⁵² M. Rotondo,⁵² F. Simonetto,⁵² R. Stroili,⁵² E. Torassa,⁵² C. Voci,⁵² M. Benayoun,⁵³ H. Briand,⁵³ J. Chauveau,⁵³ P. David,⁵³ Ch. de la Vaissière,⁵³ L. Del Buono,⁵³ O. Hamon,⁵³ F. Le Diberder,⁵³ Ph. Leruste,⁵³ J. Lory,⁵³ L. Roos,⁵³ J. Stark,⁵³ S. Versillé,⁵³ P. F. Manfredi,⁵⁴ V. Re,⁵⁴ V. Speziali,⁵⁴ E. D. Frank,⁵⁵ L. Gladney,⁵⁵ Q. H. Guo,⁵⁵ J. H. Panetta,⁵⁵ C. Angelini,⁵⁶ G. Batignani,⁵⁶ S. Bettarini,⁵⁶ M. Bondioli,⁵⁶ M. Carpinelli,⁵⁶ F. Forti,⁵⁶ M. A. Giorgi,⁵⁶ A. Lusiani,⁵⁶ F. Martinez-Vidal,⁵⁶ M. Morganti,⁵⁶ N. Neri,⁵⁶ E. Paoloni,⁵⁶ M. Rama,⁵⁶ G. Rizzo,⁵⁶ F. Sandrelli,⁵⁶ G. Simi,⁵⁶ G. Triggiani,⁵⁶ J. Walsh,⁵⁶ M. Haire,⁵⁷ D. Judd,⁵⁷ K. Paick,⁵⁷ L. Turnbull,⁵⁷ D. E. Wagoner,⁵⁷ J. Albert,⁵⁸ C. Bula,⁵⁸ P. Elmer,⁵⁸ C. Lu,⁵⁸ K. T. McDonald,⁵⁸ V. Miftakov,⁵⁸ S. F. Schaffner,⁵⁸ A. J. S. Smith,⁵⁸ A. Tumanov,⁵⁸ E. W. Varnes,⁵⁸ G. Cavoto,⁵⁹ D. del Re,⁵⁹ R. Faccini,^{14,59} F. Ferrarotto,⁵⁹ F. Ferroni,⁵⁹ K. Fratini,⁵⁹ E. Lamanna,⁵⁹ E. Leonardi,⁵⁹ M. A. Mazzoni,⁵⁹ S. Morganti,⁵⁹ G. Piredda,⁵⁹ F. Safai Tehrani,⁵⁹ M. Serra,⁵⁹ C. Voena,⁵⁹ S. Christ,⁶⁰ R. Waldi,⁶⁰ T. Abye,⁶¹ B. Franek,⁶¹ N. I. Geddes,⁶¹ G. P. Gopal,⁶¹ S. M. Xella,⁶¹ R. Aleksan,⁶² G. De Domenico,⁶² S. Emery,⁶² A. Gaidot,⁶² S. F. Ganzhur,⁶² P.-F. Giraud,⁶² G. Hamel de Monchenault,⁶² W. Kozanecki,⁶² M. Langer,⁶² G. W. London,⁶² B. Mayer,⁶² B. Serfass,⁶² G. Vasseur,⁶² Ch. Yèche,⁶² M. Zito,⁶² N. Coptý,⁶³ M. V. Purohit,⁶³ H. Singh,⁶³ F. X. Yumiceva,⁶³ I. Adam,⁶⁴ P. L. Anthony,⁶⁴ D. Aston,⁶⁴ K. Baird,⁶⁴ E. Bloom,⁶⁴ A. M. Boyarski,⁶⁴ F. Bulos,⁶⁴ G. Calderini,⁶⁴ R. Claus,⁶⁴ M. R. Convery,⁶⁴ D. P. Coupal,⁶⁴ D. H. Coward,⁶⁴ J. Dorfan,⁶⁴ M. Doser,⁶⁴ W. Dunwoodie,⁶⁴ R. C. Field,⁶⁴ T. Glanzman,⁶⁴ G. L. Godfrey,⁶⁴ S. J. Gowdy,⁶⁴ P. Grosso,⁶⁴ T. Himel,⁶⁴ M. E. Huffer,⁶⁴ W. R. Innes,⁶⁴ C. P. Jessop,⁶⁴ M. H. Kelsey,⁶⁴ P. Kim,⁶⁴ M. L. Kocian,⁶⁴ U. Langenegger,⁶⁴ D. W. G. S. Leith,⁶⁴ S. Luitz,⁶⁴ V. Luth,⁶⁴ H. L. Lynch,⁶⁴ G. Manzin,⁶⁴ H. Marsiske,⁶⁴ S. Menke,⁶⁴ R. Messner,⁶⁴ K. C. Moffeit,⁶⁴ R. Mount,⁶⁴ D. R. Muller,⁶⁴ C. P. O'Grady,⁶⁴ M. Perl,⁶⁴ S. Petrak,⁶⁴ H. Quinn,⁶⁴ B. N. Ratcliff,⁶⁴ S. H. Robertson,⁶⁴ L. S. Rochester,⁶⁴ A. Roodman,⁶⁴ T. Schietinger,⁶⁴ R. H. Schindler,⁶⁴ J. Schwiening,⁶⁴ V. V. Serbo,⁶⁴ A. Snyder,⁶⁴ A. Soha,⁶⁴ S. M. Spanier,⁶⁴ A. Stahl,⁶⁴ J. Stelzer,⁶⁴ D. Su,⁶⁴ M. K. Sullivan,⁶⁴ M. Talby,⁶⁴ H. A. Tanaka,⁶⁴ A. Trunov,⁶⁴ J. Va'vra,⁶⁴ S. R. Wagner,⁶⁴ A. J. R. Weinstein,⁶⁴ W. J. Wisniewski,⁶⁴ D. H. Wright,⁶⁴ C. C. Young,⁶⁴ P. R. Burchat,⁶⁵ C. H. Cheng,⁶⁵ D. Kirkby,⁶⁵ T. I. Meyer,⁶⁵ C. Roat,⁶⁵ R. Henderson,⁶⁶ W. Bugg,⁶⁷ H. Cohn,⁶⁷ E. Hart,⁶⁷ A. W. Weidemann,⁶⁷ T. Benninger,⁶⁸ J. M. Izen,⁶⁸ I. Kitayama,⁶⁸ X. C. Lou,⁶⁸ M. Turcotte,⁶⁸ F. Bianchi,⁶⁹ M. Bona,⁶⁹ B. Di Girolamo,⁶⁹ D. Gamba,⁶⁹ A. Smol,⁶⁹ D. Zanin,⁶⁹ L. Lanceri,⁷⁰ A. Pompili,⁷⁰ G. Vuagnin,⁷⁰ R. S. Panvini,⁷¹ C. M. Brown,⁷² A. De Silva,⁷² R. Kowalewski,⁷² J. M. Roney,⁷² H. R. Band,⁷³ E. Charles,⁷³ S. Dasu,⁷³ F. Di Lodovico,⁷³ A. M. Eichenbaum,⁷³ H. Hu,⁷³ J. R. Johnson,⁷³ R. Liu,⁷³ J. Nielsen,⁷³ W. Orejudos,⁷³ Y. Pan,⁷³ R. Prepost,⁷³ I. J. Scott,⁷³ S. J. Sekula,⁷³ J. H. von Wimmersperg-Toeller,⁷³ S. L. Wu,⁷³ Z. Yu,⁷³ H. Zobernig,⁷³ T. M. B. Kordich,⁷⁴ and H. Neal⁷⁴

(The BABAR Collaboration)

¹Laboratoire de Physique des Particules, F-74941 Annecy-le-Vieux, France

²Università di Bari, Dipartimento di Fisica and INFN, I-70126 Bari, Italy

³Institute of High Energy Physics, Beijing 100039, China

⁴University of Bergen, Institute of Physics, N-5007 Bergen, Norway

⁵Lawrence Berkeley National Laboratory and University of California, Berkeley, California 94720

⁶University of Birmingham, Birmingham B15 2TT, United Kingdom

⁷Ruhr Universität Bochum, Institut für Experimentalphysik I, D-44780 Bochum, Germany

⁸University of Bristol, Bristol BS8 1TL, United Kingdom

⁹University of British Columbia, Vancouver, British Columbia, Canada V6T 1Z1

¹⁰Brunel University, Uxbridge, Middlesex UB8 3PH, United Kingdom

¹¹Budker Institute of Nuclear Physics, Novosibirsk 630090, Russia

¹²University of California at Irvine, Irvine, California 92697

¹³University of California at Los Angeles, Los Angeles, California 90024

¹⁴University of California at San Diego, La Jolla, California 92093

¹⁵University of California at Santa Barbara, Santa Barbara, California 93106

¹⁶University of California at Santa Cruz, Institute for Particle Physics, Santa Cruz, California 95064

¹⁷California Institute of Technology, Pasadena, California 91125

¹⁸University of Cincinnati, Cincinnati, Ohio 45221

¹⁹University of Colorado, Boulder, Colorado 80309

²⁰Colorado State University, Fort Collins, Colorado 80523

²¹Technische Universität Dresden, Institut für Kern- und Teilchenphysik, D-01062 Dresden, Germany

²²Ecole Polytechnique, F-91128 Palaiseau, France

²³University of Edinburgh, Edinburgh EH9 3JZ, United Kingdom

- ²⁴Elon College, Elon College, North Carolina 27244-2010
- ²⁵Università di Ferrara, Dipartimento di Fisica and INFN, I-44100 Ferrara, Italy
- ²⁶Florida A&M University, Tallahassee, Florida 32307
- ²⁷Laboratori Nazionali di Frascati dell'INFN, I-00044 Frascati, Italy
- ²⁸Università di Genova, Dipartimento di Fisica and INFN, I-16146 Genova, Italy
- ²⁹Harvard University, Cambridge, Massachusetts 02138
- ³⁰University of Iowa, Iowa City, Iowa 52242
- ³¹Iowa State University, Ames, Iowa 50011-3160
- ³²Laboratoire de l'Accélérateur Linéaire, F-91898 Orsay, France
- ³³Lawrence Livermore National Laboratory, Livermore, California 94550
- ³⁴University of Liverpool, Liverpool L69 3BX, United Kingdom
- ³⁵University of London, Imperial College, London SW7 2BW, United Kingdom
- ³⁶Queen Mary, University of London, London E1 4NS, United Kingdom
- ³⁷University of London, Royal Holloway and Bedford New College, Egham, Surrey TW20 0EX, United Kingdom
- ³⁸University of Louisville, Louisville, Kentucky 40292
- ³⁹University of Manchester, Manchester M13 9PL, United Kingdom
- ⁴⁰University of Maryland, College Park, Maryland 20742
- ⁴¹University of Massachusetts, Amherst, Massachusetts 01003
- ⁴²Massachusetts Institute of Technology, Laboratory for Nuclear Science, Cambridge, Massachusetts 02139
- ⁴³McGill University, Montréal, Quebec, Canada H3A 2T8
- ⁴⁴Università di Milano, Dipartimento di Fisica and INFN, I-20133 Milano, Italy
- ⁴⁵University of Mississippi, University, Mississippi 38677
- ⁴⁶Université de Montreal, Laboratoire René J. A. Levesque, Montréal, Quebec, Canada H3C 3J7
- ⁴⁷Mount Holyoke College, South Hadley, Massachusetts 01075
- ⁴⁸Università di Napoli Federico II, Dipartimento di Scienze Fisiche and INFN, I-80126 Napoli, Italy
- ⁴⁹University of Notre Dame, Notre Dame, Indiana 46556
- ⁵⁰Oak Ridge National Laboratory, Oak Ridge, Tennessee 37831
- ⁵¹University of Oregon, Eugene, Oregon 97403
- ⁵²Università di Padova, Dipartimento di Fisica and INFN, I-35131 Padova, Italy
- ⁵³Universités Paris VI et VII, LPNHE, F-75252 Paris, France
- ⁵⁴Università di Pavia, Dipartimento di Eletttronica and INFN, I-27100 Pavia, Italy
- ⁵⁵University of Pennsylvania, Philadelphia, Pennsylvania 19104
- ⁵⁶Università di Pisa, Scuola Normale Superiore and INFN, I-56010 Pisa, Italy
- ⁵⁷Prairie View A&M University, Prairie View, Texas 77446
- ⁵⁸Princeton University, Princeton, New Jersey 08544
- ⁵⁹Università di Roma La Sapienza, Dipartimento di Fisica and INFN, I-00185 Roma, Italy
- ⁶⁰Universität Rostock, D-18051 Rostock, Germany
- ⁶¹Rutherford Appleton Laboratory, Chilton, Didcot, Oxon OX11 0QX, United Kingdom
- ⁶²DAPNIA, Commissariat à l'Energie Atomique/Saclay, F-91191 Gif-sur-Yvette, France
- ⁶³University of South Carolina, Columbia, South Carolina 29208
- ⁶⁴Stanford Linear Accelerator Center, Stanford, California 94309
- ⁶⁵Stanford University, Stanford, California 94305-4060
- ⁶⁶TRIUMF, Vancouver, British Columbia, Canada V6T 2A3
- ⁶⁷University of Tennessee, Knoxville, Tennessee 37996
- ⁶⁸University of Texas at Dallas, Richardson, Texas 75083
- ⁶⁹Università di Torino, Dipartimento di Fisica Sperimentale and INFN, I-10125 Torino, Italy
- ⁷⁰Università di Trieste, Dipartimento di Fisica and INFN, I-34127 Trieste, Italy
- ⁷¹Vanderbilt University, Nashville, Tennessee 37235
- ⁷²University of Victoria, Victoria, British Columbia, Canada V8W 3P6
- ⁷³University of Wisconsin, Madison, Wisconsin 53706
- ⁷⁴Yale University, New Haven, Connecticut 06511

(Received 8 June 2001; published 27 September 2001)

The production of J/ψ mesons in continuum e^+e^- annihilations has been studied with the BABAR detector at energies near the $Y(4S)$ resonance. The mesons are distinguished from J/ψ production in B decays through their center-of-mass momentum and energy. We measure the cross section $e^+e^- \rightarrow J/\psi X$ to be $2.52 \pm 0.21 \pm 0.21$ pb. We set a 90% C.L. upper limit on the branching fraction for direct $Y(4S) \rightarrow J/\psi X$ decays at 4.7×10^{-4} .

DOI: 10.1103/PhysRevLett.87.162002

PACS numbers: 13.65.+i, 12.38.Qk, 13.25.Gv, 14.40.Gx

The development of nonrelativistic QCD (NRQCD) represents a significant advance in the theory of the produc-

tion of heavy quarkonium ($q\bar{q}$) states [1]. In particular, it provides an explanation [2] for the cross section for

$\psi(2S)$ production observed by CDF [3], which is a factor of 30 larger than expected from previous models. The enhancement is attributed to the production of a $c\bar{c}$ pair in a color octet state, which then evolves into the charmonium ($c\bar{c}$) meson along with other light hadrons. A similar contribution is expected in NRQCD for J/ψ production in e^+e^- annihilation [4,5], but is absent in the color singlet model [6].

Significant continuum J/ψ production—as distinct from production in B decay at the $Y(4S)$ resonance—has not been observed previously in e^+e^- annihilation below the Z resonance. It therefore represents a good test of NRQCD. In particular, matrix elements extracted from different J/ψ production processes should be consistent [7]. In addition, momentum, polarization, and particularly the angular distributions of the J/ψ distinguish between theoretical approaches [8]. Despite NRQCD's successes, it is not clear whether it correctly explains [9] the CDF measurements of J/ψ polarization [10], or measurements of J/ψ photoproduction at HERA [11,12].

The study reported here uses 20.7 fb^{-1} of data collected at the $Y(4S)$ resonance (10.58 GeV) and 2.59 fb^{-1} collected at 10.54 GeV, below the threshold for the $B\bar{B}$ creation. The luminosity-weighted center-of-mass (c.m.) energy is 10.57 GeV.

The data were collected with the *BABAR* detector [13] located at the PEP-II collider at the Stanford Linear Accelerator Center. PEP-II collides 9 GeV electrons with 3.1 GeV positrons to create a center of mass moving along the z axis with a Lorentz boost of $\beta\gamma = 0.56$.

The momenta and trajectories of charged particles are reconstructed with two detector systems located in a 1.5-T solenoidal magnetic field: a five-layer, double-sided silicon vertex tracker (SVT) and a 40-layer drift chamber (DCH). The fiducial volume covers the polar angular region $0.41 < \theta < 2.54$ rad, 86% of the solid angle in the c.m. frame.

The energies of electrons and photons are measured in a CsI(Tl) electromagnetic calorimeter (EMC) in the fiducial volume $0.41 < \theta < 2.41$ rad, 84% of the solid angle in the c.m. frame. The instrumented flux return is used to detect muons. The DIRC, a unique Cherenkov radiation detection device, distinguishes charged particles of different masses.

J/ψ mesons are reconstructed via decays to electron or muon pairs. The leptons must form high-quality tracks with $0.41 < \theta < 2.41$ rad: they must have $p_t > 0.1 \text{ GeV}/c$ and momentum below $10 \text{ GeV}/c$, have at least 12 hits in the DCH, and approach within 10 cm of the beam spot in z and within 1.5 cm of the beam line. The beam spot rms size is approximately 0.9 cm in z , $120 \mu\text{m}$ horizontally and $5.6 \mu\text{m}$ vertically.

One electron candidate must have an energy deposit in the EMC of at least 75% of its momentum. The other must have between 89% and 120%, and must also have an energy deposition in the DCH and a signal in the DIRC consistent with expectations for an electron. Both must satisfy criteria on the shape of the EMC deposit. If pos-

sible, photons radiated by electrons traversing material prior to the DCH are combined with the track.

Muon candidates must deposit less than 0.5 GeV in the EMC (2.3 times the minimum-ionizing peak), penetrate at least two interaction lengths λ of material, and have a pattern of hits consistent with the trajectory of a muon. We require that the material traversed by one candidate be within 1λ of that expected for a muon; for the other candidate, this is relaxed to 2λ .

The mass of the J/ψ candidate is calculated after constraining the two lepton candidates to a common origin.

To reject interactions with residual gas in the beam pipe or with the beam pipe wall, we construct an event vertex using all tracks in the fiducial volume and require it to be located within 6 cm of the beam spot in z and within 0.5 cm of the beam line. To suppress a substantial background from radiative Bhabha ($e^+e^-\gamma$) events in which the photon converts to an e^+e^- pair, five tracks are required in events with a $J/\psi \rightarrow e^+e^-$ candidate.

At this point, the data include J/ψ mesons both from our signal—continuum-produced J/ψ mesons and J/ψ mesons from the decay of continuum-produced $\psi(2S)$ and χ_{cJ} mesons—and from other known sources. We apply additional selection criteria to suppress these other sources based on their kinematic properties.

The most copious background, $B \rightarrow J/\psi X$, is eliminated by requiring the J/ψ momentum in the c.m. frame (p^*) to be greater than $2 \text{ GeV}/c$, above the kinematic limit for B decays. This requirement is dropped for data recorded below the $Y(4S)$ resonance.

Other background sources include initial-state radiation (ISR) production of J/ψ mesons, $e^+e^- \rightarrow \gamma J/\psi$, or of the $\psi(2S)$, with $\psi(2S) \rightarrow J/\psi X$. ISR production of lower-mass Y resonances is negligible. Two photon production of the χ_{c2} can produce J/ψ mesons via $\chi_{c2} \rightarrow \gamma J/\psi$. Because the out-going electron and positron are rarely reconstructed, this process, similar to the ISR J/ψ production, contains only two tracks. We therefore require three high-quality tracks with $0.41 < \theta < 2.54$ rad.

The remaining background is primarily ISR $\psi(2S)$ decays to $J/\psi \pi^+\pi^-$, plus some ISR J/ψ events in which the ISR photon converts. To suppress these, we require the visible energy E to be greater than 5 GeV, and the ratio of the second to the zeroth Fox-Wolfram moment [14], R_2 , to be less than 0.5. Both are calculated from tracks and neutral clusters in the fiducial volume. Figure 1, which displays the visible energy and R_2 distributions for our signal and for simulated ISR background, motivates these criteria.

The ISR distributions in Fig. 1 are obtained from a full detector simulation. All selection criteria are applied, other than the one on the quantity being plotted. ISR kinematics ensures $E < 5 \text{ GeV}$ when the photon is outside the fiducial volume unless it interacts in material and deposits additional energy in the detector. The rate of such interactions is not accurately simulated and so is obtained by a

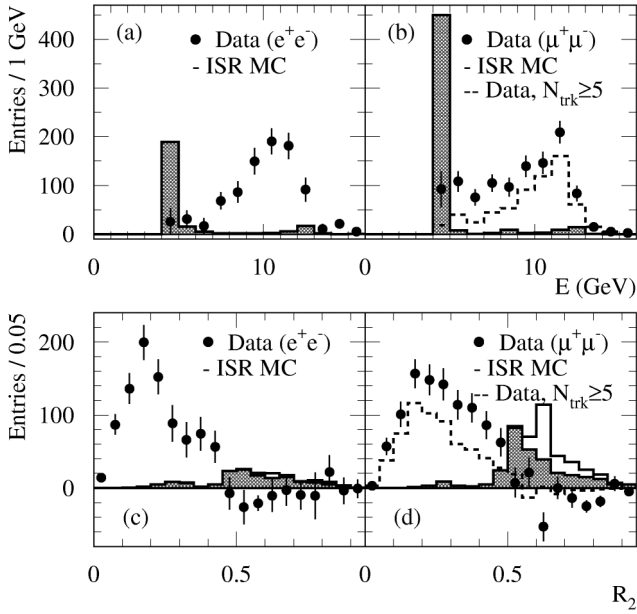


FIG. 1. J/ψ signal events observed as a function of visible energy E in the (a) e^+e^- and (b) $\mu^+\mu^-$ final states; R_2 distribution for (c) e^+e^- and (d) $\mu^+\mu^-$. The histogram is the predicted ISR background that has been subtracted from data; the filled histogram is the ISR component only. A requirement of ≥ 5 tracks is applied to the e^+e^- sample; applying it to the $\mu^+\mu^-$ sample produces the dashed histogram. Event preselection requires $E > 4$ GeV and $R_2 < 0.95$.

comparison to data for $E < 5$ GeV. Approximately 3.5% of the J/ψ meson events that satisfy all criteria are from this background; an additional $\sim 1.6\%$ are ISR events with the photon in the fiducial volume. Systematic errors on the remaining backgrounds are estimated from a comparison between simulation and data for $E < 5$ GeV and for events in which the ISR photon is reconstructed.

J/ψ production as a function of E is obtained in the data by fitting the dilepton mass distribution in 1-GeV wide energy intervals after applying all other selection criteria. The fit uses a polynomial function for the background distribution. The J/ψ mass function is obtained from a complete simulation of $B \rightarrow J/\psi X$ events, convolved with a Gaussian distribution to match the resolution of $12 \text{ MeV}/c^2$ observed in data in a sample of approximately 14 000 $B \rightarrow J/\psi X$ events. The signal distribution in E is obtained by subtracting the ISR backgrounds from the data distribution.

A similar process is used for R_2 . Figures 1(c) and 1(d) show there is little signal above R_2 of 0.5. In this respect, the continuum J/ψ events are more similar to $B\bar{B}$ events, in which the energy is distributed spherically, than $c\bar{c}$ events, which tend to be jetlike.

The mass distributions of the selected J/ψ candidates show clear signals for both e^+e^- and $\mu^+\mu^-$ final states, both on and below resonance (Fig. 2).

To determine the production cross section, we perform mass fits in $15 p^* - \cos\theta^*$ bins, where θ^* is the polar angle of the candidate in the c.m. frame. This allows us to correct

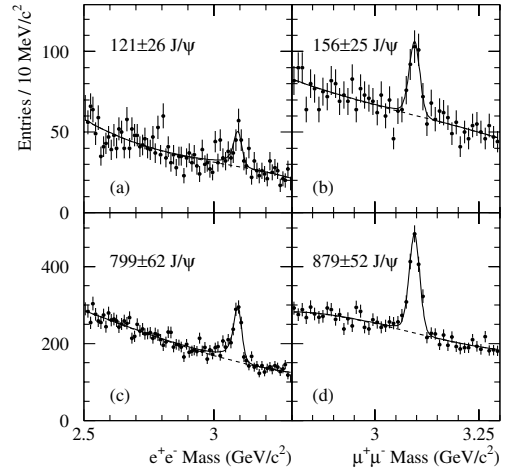


FIG. 2. Mass distribution of J/ψ candidates reconstructed in data recorded below the $Y(4S)$ resonance in the (a) e^+e^- and (b) $\mu^+\mu^-$ final states. Mass distributions for $p^* > 2 \text{ GeV}/c$ in data at the $Y(4S)$ resonance in (c) e^+e^- and (d) $\mu^+\mu^-$ final states. The number of J/ψ mesons extracted by a fit to the distribution is shown on each graph.

for the variation of efficiency with p^* and $\cos\theta^*$. The cross section is given by

$$\sigma_{e^+e^- \rightarrow J/\psi X} = \sum_{i,j} \frac{(N_{ij} - B_{ij})}{\epsilon_{ij}^R \cdot \epsilon^E \cdot \mathcal{B}_{J/\psi \rightarrow \ell^+\ell^-} \cdot \mathcal{L}_i}, \quad (1)$$

where the sum is over three p^* (i) and five $\cos\theta^*$ (j) bins. N_{ij} is the number of J/ψ mesons in the bin, where electrons and muons are analyzed separately, but off- and on-resonance data are combined. The sum of the yields from the 15 fits agrees to within 1% with the yields in Fig. 2. B_{ij} is the ISR background, $\mathcal{B}_{J/\psi \rightarrow \ell^+\ell^-}$ is the $J/\psi \rightarrow e^+e^-$ or $\mu^+\mu^-$ branching fraction [15], and \mathcal{L}_i is the integrated luminosity—sum of on plus off resonance for $p^* > 2 \text{ GeV}/c$, off resonance only for $p^* < 2 \text{ GeV}/c$.

The reconstruction efficiency ϵ_{ij}^R (acceptance, track quality, and lepton identification) is calculated in each bin with simulated unpolarized J/ψ mesons uniformly distributed in p^* and $\cos\theta^*$. The efficiency decreases with increasing p^* and $\cos\theta^*$ due to acceptance. The average ϵ_{ij}^R is 0.63 for $J/\psi \rightarrow e^+e^-$ and 0.48 for $J/\psi \rightarrow \mu^+\mu^-$, where the difference is due to lepton identification.

Particle identification efficiency is verified in data by comparing the number of J/ψ mesons in B decays in which one or both leptons satisfy the requirements. The efficiency of the track-quality selection is studied by comparing tracks found in the SVT and DCH.

The components of ϵ^E , the event selection efficiency, are determined as follows. We estimate the efficiency of the requirements on the number of high-quality tracks, primary vertex location, and total energy to be the average of simulated $c\bar{c}$ and $B\bar{B}$ events, and the uncertainty to be one-half the difference. We use $B\bar{B}$ events for R_2 .

The efficiency of the five track requirement applied to e^+e^- candidates is 0.67, obtained by comparing the net

J/ψ yield, in both e^+e^- and $\mu^+\mu^-$ final states, in events passing and failing the requirement. Overall, $\epsilon^E = 0.59$ for e^+e^- and 0.89 for $\mu^+\mu^-$.

The calculations of the $J/\psi X$ cross section from the e^+e^- and $\mu^+\mu^-$ final states are consistent: the ratio $\sigma(\mu^+\mu^-)/\sigma(e^+e^-)$ is 0.93 ± 0.11 for $p^* > 2$ GeV/ c . The two values are combined, accounting for common systematic errors, to obtain

$$\sigma_{e^+e^- \rightarrow J/\psi X} = 2.52 \pm 0.21 \pm 0.21 \text{ pb}, \quad (2)$$

where the first error is statistical and the second systematic. With existing values for matrix elements, color singlet cross section estimates range from 0.45 to 0.81 pb [4–6], while NRQCD cross sections, including a color octet component, range from 1.1 to 1.6 pb [4,5].

The dominant component of the 8.3% systematic error is a 7.2% uncertainty on ϵ^E common to both the e^+e^- and $\mu^+\mu^-$ cases and a 4.9% uncertainty due to the five track requirement. Other contributions include 2.4% due to track quality cuts; 1.5% from the luminosity; 1.8% (electrons) or 1.4% (muons) from particle identification; and 1.2% from the ISR background.

The statistical error is dominated by the uncertainty on the contribution below p^* of 2 GeV/ c . Restricting the measurement to $p^* > 2$ GeV/ c gives $\sigma_{e^+e^- \rightarrow J/\psi X} = 1.87 \pm 0.10 \pm 0.15$ pb.

In determining the cross sections, we assume that there are no J/ψ mesons from direct $Y(4S)$ decays. We quantify this statement using the $p^* > 2$ GeV/ c component. We scale the off-resonance event yield to the on-resonance luminosity and subtract it from the on-resonance yield. The excess, attributable to $Y(4S)$ decays, is consistent with zero: -120 ± 179 e^+e^- events and 176 ± 138 $\mu^+\mu^-$, in a sample of $(22.7 \pm 0.4) \times 10^6$ $Y(4S)$ decays. Using the average reconstruction efficiency for $p^* > 2$ GeV/ c (0.62 for e^+e^- and 0.45 for $\mu^+\mu^-$), we obtain $\mathcal{B}_{Y(4S) \rightarrow J/\psi X} = (1.5 \pm 2.2 \pm 0.1) \times 10^{-4}$. A Bayesian 90% confidence level upper limit with a uniform prior above zero is

$$\mathcal{B}_{Y(4S) \rightarrow J/\psi X} < 4.7 \times 10^{-4} \text{ (90\% C.L.)}, \quad (3)$$

for J/ψ with $p^* > 2$ GeV/ c . This result disagrees with a previous publication [16]. In NRQCD, the expected partial width is similar to that for the $Y(1S)$ [5,17], implying a branching fraction of a few $\times 10^{-6}$. Note that a true branching fraction of 10^{-4} would correspond to an effective cross section of 0.10 pb.

Production and decay properties of the J/ψ have also been studied. The p^* distribution is obtained by dividing the sample into 500 MeV/ c wide intervals, fitting the resulting mass distribution, subtracting predicted ISR backgrounds, correcting for the reconstruction efficiency, and normalizing for different luminosities (Fig. 3).

The distribution of the signal in $\cos\theta^*$ has been extracted and fit with $1 + A \cdot \cos^2\theta^*$. Both NRQCD and color singlet calculations predict a flat distribution ($A \approx 0$) at low p^* . At high momentum, NRQCD predicts $0.6 < A < 1.0$

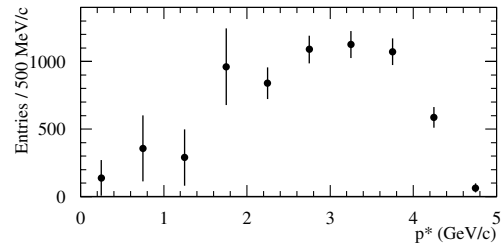


FIG. 3. Center-of-mass momentum distribution of J/ψ mesons produced in continuum e^+e^- annihilation.

while the color singlet model predicts $A \approx -0.8$ [8]. We measure the distribution separately for low and high momentum mesons, selecting $p^* = 3.5$ GeV/ c as the boundary. We proceed as for the p^* distribution, with mass fits performed in $\cos\theta^*$ intervals of width 0.4. The distributions are then normalized to the unit area [Fig. 4(a)]. We find $A = 0.05 \pm 0.22$ for $p^* < 3.5$ GeV/ c and $A = 1.5 \pm 0.6$ for $p^* > 3.5$ GeV/ c , clearly favoring NRQCD.

Finally, we obtain the helicity angle θ_H distribution for the two p^* ranges by fitting mass distributions in intervals of width 0.4 in $\cos\theta_H$ [Fig. 4(b)]. The helicity is the angle, measured in the rest frame of the J/ψ , between the positively charged lepton daughter and the direction of the J/ψ measured in the c.m. frame. Fitting the function $3(1 + \alpha \cos^2\theta_H)/2(\alpha + 3)$, we obtain a J/ψ polarization $\alpha = -0.46 \pm 0.21$ for $p^* < 3.5$ GeV/ c and $\alpha = -0.80 \pm 0.09$ for $p^* > 3.5$ GeV/ c . $\alpha = 0$ indicates an unpolarized distribution, $\alpha = 1$ transversely polarized, and $\alpha = -1$ longitudinally polarized.

In summary, we measure the cross section $\sigma_{e^+e^- \rightarrow J/\psi X} = 2.52 \pm 0.21 \pm 0.21$ pb. Restricting to $p^* > 2$ GeV/ c , we find $1.87 \pm 0.10 \pm 0.15$ pb. The total cross section and the angular distribution favor the NRQCD calculation over the color singlet model. We set a 90% C.L. upper limit on the branching fraction $Y(4S) \rightarrow J/\psi X$ of 4.7×10^{-4} .

We are grateful for the excellent luminosity and machine conditions provided by our PEP-II colleagues. The

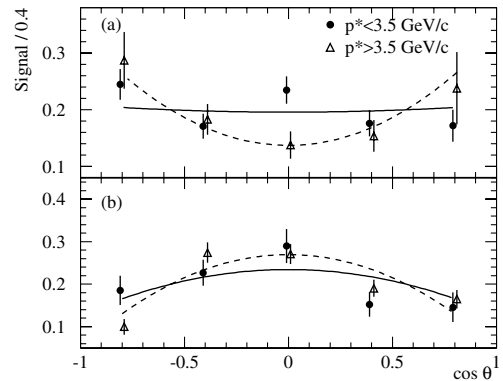


FIG. 4. (a) Production angle ($\cos\theta^*$) distribution for J/ψ mesons produced in continuum e^+e^- annihilation; (b) helicity ($\cos\theta_H$) distribution. Solid curve is the fit to $p^* < 3.5$ GeV/ c ; dashed curve is for $p^* > 3.5$ GeV/ c .

collaborating institutions wish to thank SLAC for its support and kind hospitality. This work is supported by DOE and NSF (U.S.A.), NSERC (Canada), IHEP (China), CEA and CNRS-IN2P3 (France), BMBF (Germany), INFN (Italy), NFR (Norway), MIST (Russia), and PPARC (United Kingdom). Individuals have received support from the Swiss NSF, A. P. Sloan Foundation, Research Corporation, and Alexander von Humboldt Foundation.

*Also with Università di Perugia, Perugia, Italy.

†Also with Università della Basilicata, Potenza, Italy.

- [1] G. T. Bodwin, E. Braaten, and G. P. Lepage, Phys. Rev. D **51**, 1125 (1995); Erratum **55**, 5853 (1997).
- [2] E. Braaten and S. Fleming, Phys. Rev. Lett. **74**, 3327 (1995); M. Cacciari, M. Greco, M.L. Mangano, and A. Petrelli, Phys. Lett. B **356**, 553 (1995).
- [3] CDF Collaboration, F. Abe *et al.*, **69**, 3704 (1992); **79**, 572 (1997).
- [4] F. Yuan, C.-F. Qiao, and K.-T. Chao, Phys. Rev. D **56**, 321 (1997).
- [5] G. A. Schuler, Eur. Phys. J. C **8**, 273 (1999).
- [6] P. Cho and A. K. Leibovich, Phys. Rev. D **54**, 6690 (1996).
- [7] A. K. Leibovich, Nucl. Phys. (Proc. Suppl.) **93**, 182 (2001).
- [8] E. Braaten and Y.-Q. Chen, Phys. Rev. Lett. **76**, 730 (1996).
- [9] E. Braaten, B. A. Kniehl, and J. Lee, Phys. Rev. D **62**, 094005 (2000).
- [10] CDF Collaboration, T. Affolder *et al.*, Phys. Rev. Lett. **85**, 2886 (2000).
- [11] H1 Collaboration, S. Aid *et al.*, Nucl. Phys. **B472**, 3 (1996); ZEUS Collaboration, J. Breitweg *et al.*, Z. Phys. C **76**, 599 (1997).
- [12] M. Cacciari and M. Krämer, Phys. Rev. Lett. **76**, 4128 (1996).
- [13] BABAR Collaboration, B. Aubert *et al.*, hep-ex/0105044.
- [14] G.C. Fox and S. Wolfram, Phys. Rev. Lett. **41**, 1581 (1978).
- [15] Particle Data Group, D. E. Groom *et al.*, Eur. Phys. J. C **15**, 1 (2000).
- [16] CLEO Collaboration, J. Alexander *et al.*, Phys. Rev. Lett. **64**, 2226 (1990).
- [17] K. Cheung, W.-Y. Keung, and T. C. Yuan, Phys. Rev. D **54**, 929 (1996).