

University of Massachusetts Amherst
ScholarWorks@UMass Amherst

Travel and Tourism Research Association: Advancing Tourism Research Globally

The American Culinary Traveler

Mandala Research LLC

Follow this and additional works at: <https://scholarworks.umass.edu/ttra>

LLC, Mandala Research, "The American Culinary Traveler" (2017). *Travel and Tourism Research Association: Advancing Tourism Research Globally*. 7.
https://scholarworks.umass.edu/ttra/2013marketing/White_Papers/7

This Event is brought to you for free and open access by ScholarWorks@UMass Amherst. It has been accepted for inclusion in Travel and Tourism Research Association: Advancing Tourism Research Globally by an authorized administrator of ScholarWorks@UMass Amherst. For more information, please contact scholarworks@library.umass.edu.

The American Culinary Traveler 2013



Mandala Research, LLC

Insight • Strategy • Results

Table of Contents

5	Objectives and Methodology
9	Key Findings and Implications
14	Defining Culinary Travelers
19	Section I: Comparing General Leisure Travelers to Total Culinary Travelers and Culinary Segments
20	Previous Travel
23	Culinary Tourism Awareness and Perceptions
26	Culinary Destinations Top of Mind and Most Visited
30	Culinary Interest, Experiences and Motivations
36	Information Gathering, and Publications
40	Social Networking, Mobile and Online Planning
45	Section II: Characteristics of Culinary Travelers and Their Trips
46	Psychographics of Culinary Travelers
49	Trip Characteristics
55	Distance Traveled and Transportation Used
60	Accommodations
63	Activity Participation
70	Spending
77	Wine-related Travel
83	Beer-related Travel
90	Appendix A: Demographic Profile
96	Appendix B: Gender, Generation and Income of Culinary Travelers
97	Trip Characteristics
104	Culinary Tourism Awareness and Perceptions
107	Top of Mind Culinary Destinations
110	Culinary Experiences
118	Trip Planning
122	Publications Used
126	Social Networking, Mobile and Online Planning Websites

Mandala Research conducted 2,113 web interviews between May 2 and May 10, 2013. All interviews were conducted via an *online panel* and lasted approximately 23 minutes on average.

To qualify for the survey, respondents must have taken at least one trip in the past 12 months for pleasure, vacation or personal purposes within the United States that was:

- 50+ miles away from home one-way; or,
- where the traveler spent at least one overnight; and,
- where the traveler had shared or sole responsibility for planning the trip.

The sample for the survey was balanced by age, gender, geographical region, race and ethnicity to represent the demographics of the population according to figures reported by the U.S. Census Bureau.

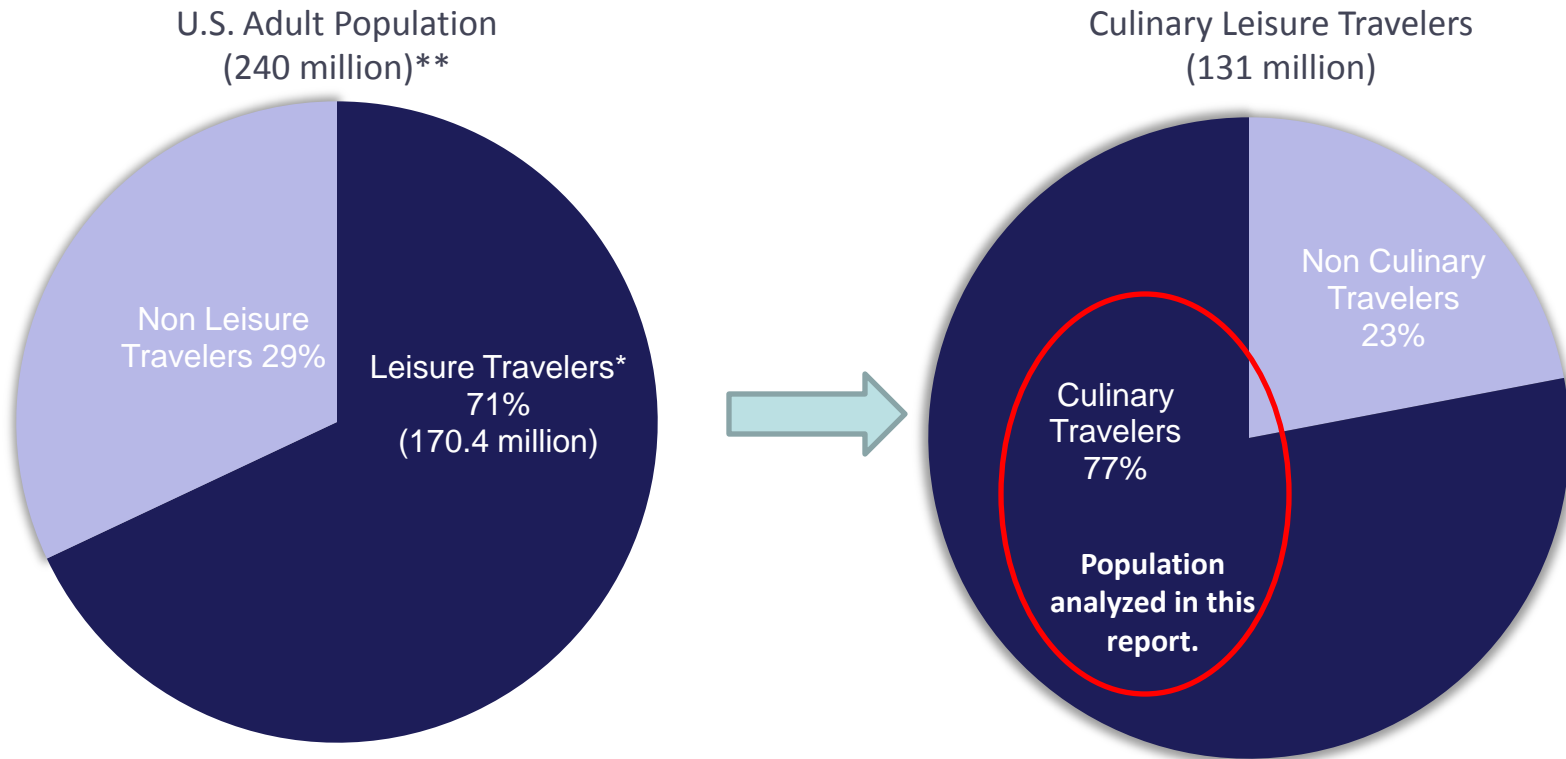
Reported results may not equal 100% due to rounding and exclusion of “Don’t Know/Rather Not Say” response options.

A full demographic profile of respondents can be found in [Appendix A](#).

Sizing the Culinary Leisure Travel Market

Leisure travelers* represent 71% of the U.S. adult population, or approximately 170.4 million Americans**.

Three-quarters of all leisure travelers (77%, representing 131 million Americans) can be classified as Culinary travelers, having participated in the specified culinary activities within the past three years.



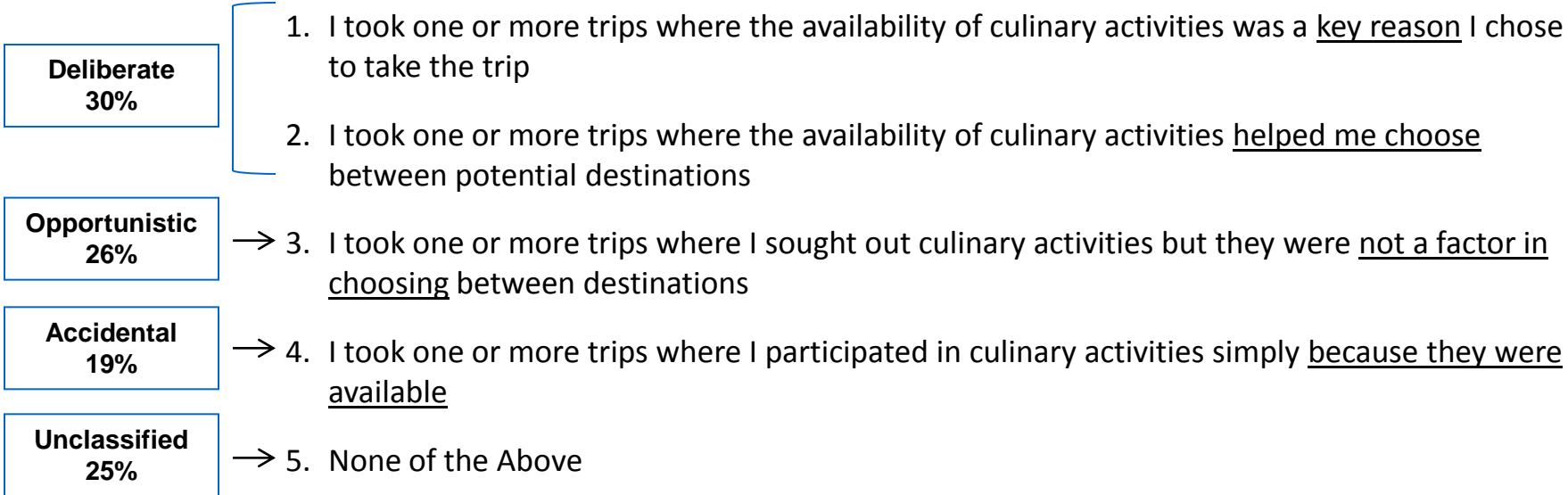
*Leisure Travelers: Travelers who have taken at least one trip in the past 12 months for pleasure, vacation or personal purposes within the United States that was 50+ miles away from home one-way OR where the traveler spent at least one overnight and have shared or sole responsibility for travel planning.

**U.S. Census Bureau, 2013

Defining Culinary Travelers, Cont'd

Leisure travelers who are classified as Culinary travelers can be further segmented according to the drivers of the trips they have taken over the past three years. They were asked:

Thinking about all the trips you have taken over the past three years in which you participated in culinary activities (cooking classes, dining out for an unique and memorable experience, farmers markets, gourmet food shopping, etc.) or attended food festivals, which if any, of the following applies to you? (Please select all that apply)



Because different trips have different purposes, respondents were allowed to select multiple answers to this question. For the purposes of this report, however, culinary travelers are placed in the segment that includes the highest level of impact that culinary travel had on their destination choice. (For example, if a respondent selected both response #2 and #3 above, they were placed into the Deliberates segment.)

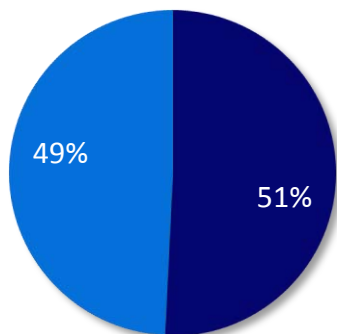
Culinary Experiences

About half of all leisure travelers travel to learn about or enjoy unique and memorable eating and drinking experiences (51%), a notable gain from 2006 (when 40% said they traveled for these reasons).

Culinary travelers overall (62%), and Deliberates (87%) and Opportunistics (77%) in particular, are especially likely to travel for unique and memorable culinary experiences.

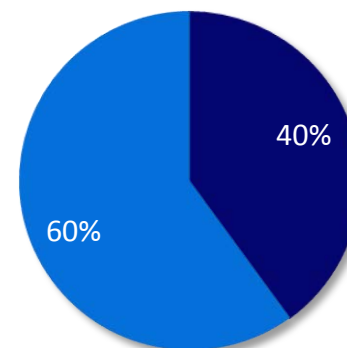
**Travels To Learn About Or Enjoy Unique And Memorable Eating And Drinking Experiences
2013**

■ Yes ■ No



**Travels To Learn About Or Enjoy Unique And Memorable Eating And Drinking Experiences
2006**

■ Yes ■ No



	Total	Culinary	Deliberate	Opportunistic	Accidentals
Sample Size	2113	1618	483	428	305
Yes	51%	62%	87%	77%	42%

Q5g. Do you consider yourself someone who travels to learn about or enjoy unique and memorable eating and drinking experiences – not necessarily just those that are exclusive or highly acclaimed, but all memorable eating and drinking experiences? [Base: All respondents: n=2113]

Statistically significant

