

Jun 24th, 12:05 PM - 12:30 PM

## Session C7: Tricky Little Lampreys! Efficacy of an Unmodified and Modified Super-Active Baffle Fish Pass for European River Lamprey (*Lampetra Fluviatilis*)

Jeroen S. Tummers

*School of Biological and Biomedical Sciences, Durham University*

Emily Winter

*School of Biological and Biomedical Sciences, Durham University, UK*

Sergio Silva

*Department of Zoology and Physical Anthropology, Faculty of Biology, University of Santiago de Compostela, Spain;  
Hydrobiology Station "Encoro do Con", Castroagudín s/n, Vilagarcía de Arousa, Pontevedra, Spain*

Pat O'Brien

*Environment Agency, Coverdale House, York, UK*

Min-Ho Jang

*Department of Biology Education, Kongju National University, Kongju, Chungnam, South Korea*

~~See next page for additional authors~~

Follow this and additional works at: [https://scholarworks.umass.edu/fishpassage\\_conference](https://scholarworks.umass.edu/fishpassage_conference)



Part of the [Aquaculture and Fisheries Commons](#), and the [Hydraulic Engineering Commons](#)

---

Tummers, Jeroen S.; Winter, Emily; Silva, Sergio; O'Brien, Pat; Jang, Min-Ho; and Lucas, Martyn C., "Session C7: Tricky Little Lampreys! Efficacy of an Unmodified and Modified Super-Active Baffle Fish Pass for European River Lamprey (*Lampetra Fluviatilis*)" (2015). *International Conference on Engineering and Ecohydrology for Fish Passage*. 15.  
[https://scholarworks.umass.edu/fishpassage\\_conference/2015/June24/15](https://scholarworks.umass.edu/fishpassage_conference/2015/June24/15)

This Event is brought to you for free and open access by the Fish Passage Community at UMass Amherst at ScholarWorks@UMass Amherst. It has been accepted for inclusion in International Conference on Engineering and Ecohydrology for Fish Passage by an authorized administrator of ScholarWorks@UMass Amherst. For more information, please contact [scholarworks@library.umass.edu](mailto:scholarworks@library.umass.edu).

---

**Presenter Information**

Jeroen S. Tummers, Emily Winter, Sergio Silva, Pat O'Brien, Min-Ho Jang, and Martyn C. Lucas

# ***Tricky little lampreys! Efficacy of an unmodified and modified super-active baffle fish pass for European river lamprey (*Lampetra fluviatilis*)***



**Jeroen S Tummers<sup>1\*</sup>, Emily Winter<sup>1</sup>, Sergio Silva<sup>2,3</sup>, Pat O'Brien<sup>4</sup>, Min-Ho Jang<sup>5</sup> & Martyn C Lucas<sup>1</sup>**

<sup>1</sup> Durham University, UK; <sup>2</sup> University of Santiago de Compostela, Spain; <sup>3</sup> Hydrobiology Station "Encoro do Con", Spain; <sup>4</sup> Environment Agency, UK; <sup>5</sup> Kongju National University, South Korea

*\*j.s.tummers@durham.ac.uk*

# Effective fish passes?

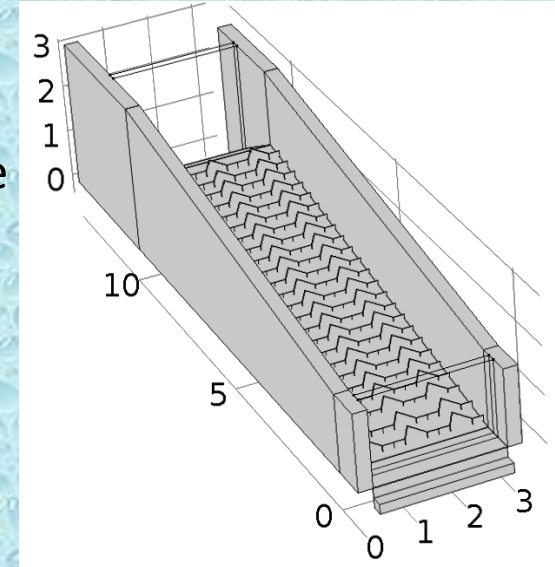
- Several types of fish pass, technical & nature-like, work adequately for fusiform morphotypes (Bunt *et al.*, 2012), but often perform poorly for anguilliform morphotypes, including upstream-migrating lampreys, with relatively poor swimming capacity.
- Lab' mechanistic studies (e.g. Kemp lab studies) + full-scale field studies
- Foulds & Lucas (2013): two technical fish passes (pool & weir, Denil) - extreme inefficiency for river lamprey (5.0% and 0.0% passage efficiency).
- But..... at Geesthacht double-vertical slot pass (Elbe, Germany, 0.10 m drops 9-m long basins, 1% slope), 88% of river lamprey “used” the pass (Adam, 2012).





# *Larinier super-active baffled fish passes*

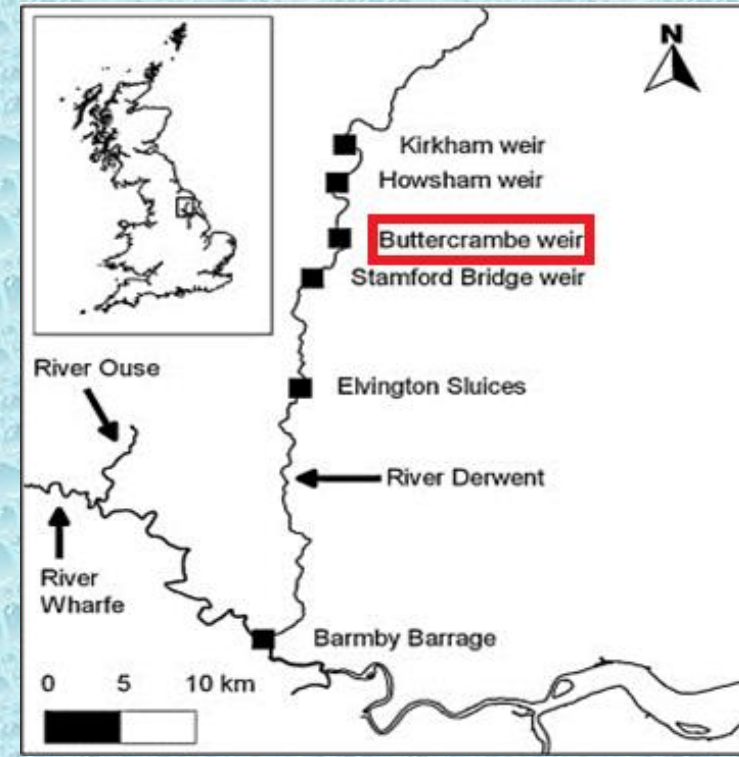
- Chevron baffles create relatively fast and slow lanes for upstream passage
- Now UK's preferred technical pass (by # installed) for wide range of species – untested for lampreys
- Lampreys - positively thigmotactic, serpentine - exploit crevices
- Modular “Eel tiles” with projecting ‘bosses’
- **Aim: Is a (modified) single-flight super-active baffle fish pass effective for adult river lamprey?**





# Methods: Study site

- Buttercrambe, 20-m wide flow-gauging weir
- Part of Humber river system, sustains one of UK's main river lamprey populations.
- 2013-2014: fish pass (15% slope) before modifications,  
2014-2015: after (with wall-mounted tiles)
- Lamprey for tests trapped, tagged and released 150 m d/s Buttercrambe.



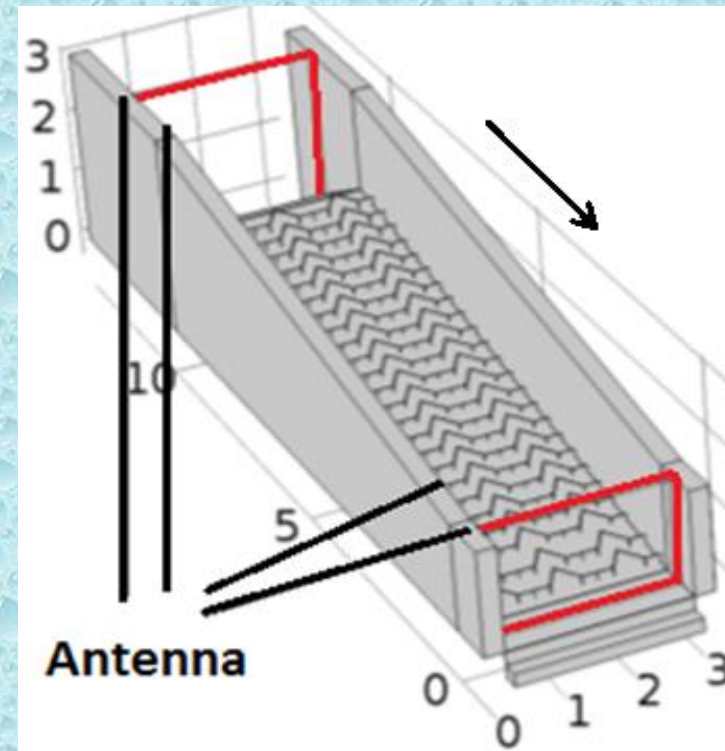

Buttercrambe weir at high flow (velocity over weir *ca.* 3 m/s), showing flow through Larinier pass



Dewatered pass with wall-mounted bossed tiles

# PIT telemetry

- Lamprey sedated. Length measured. 32 mm PIT tag implanted.
- HDX PIT system, 13 read-write cycles  $s^{-1}$
- Unmodified pass: 1 antenna inside entrance, 1 at exit
- Modified pass: 4 antennae; open-channel entrance + exit; inside contiguous wall-mounted tiles (entrance + exit); tile antennae = deliberately low range ensuring within-tile detection only
- Date + time, antenna number and unique code logged as tagged fish passes



Scale-drawing of Buttercrambe Larinier pass – values are in metres



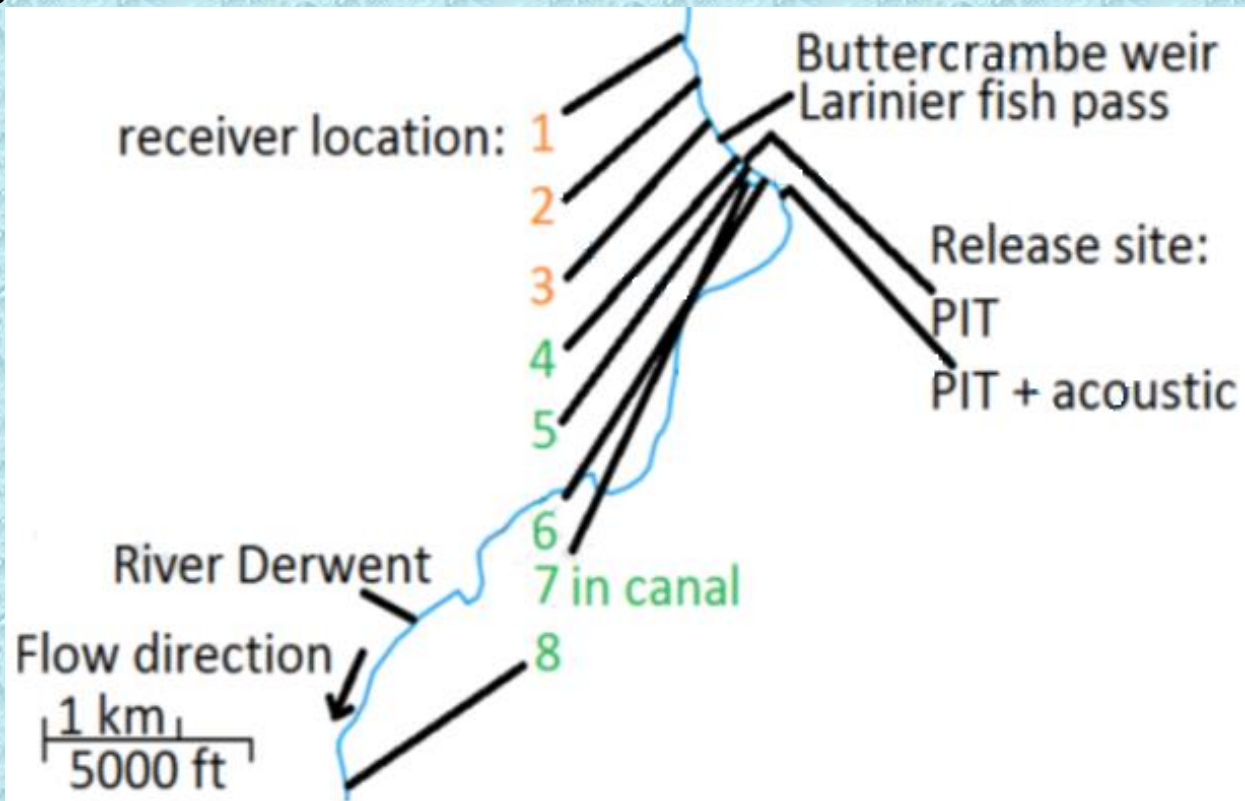


# Acoustic telemetry

PIT antennae interrogate limited area (within pass only), so to assess passage at weir

$n = 31$  tags

$n = 8$  loggers



## Sample sizes

2013-2014: 319 lamprey PIT tagged, 31 PIT + acoustic tagged over 6 release dates (31 Oct - 06 Dec)

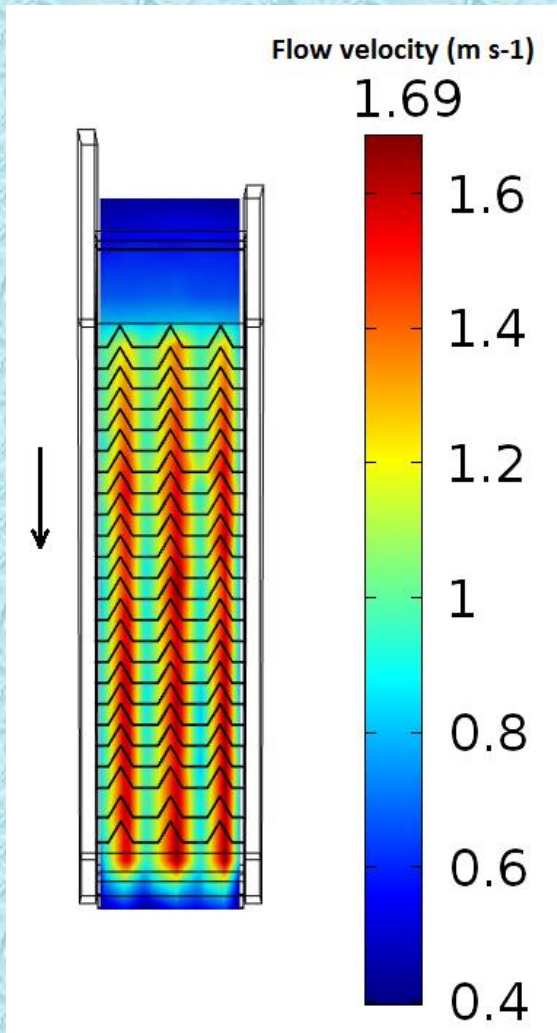
2014-2015: 197 lamprey PIT tagged over 5 release dates (28 Oct - 04 Dec)



# Results: Flow velocities within fish pass

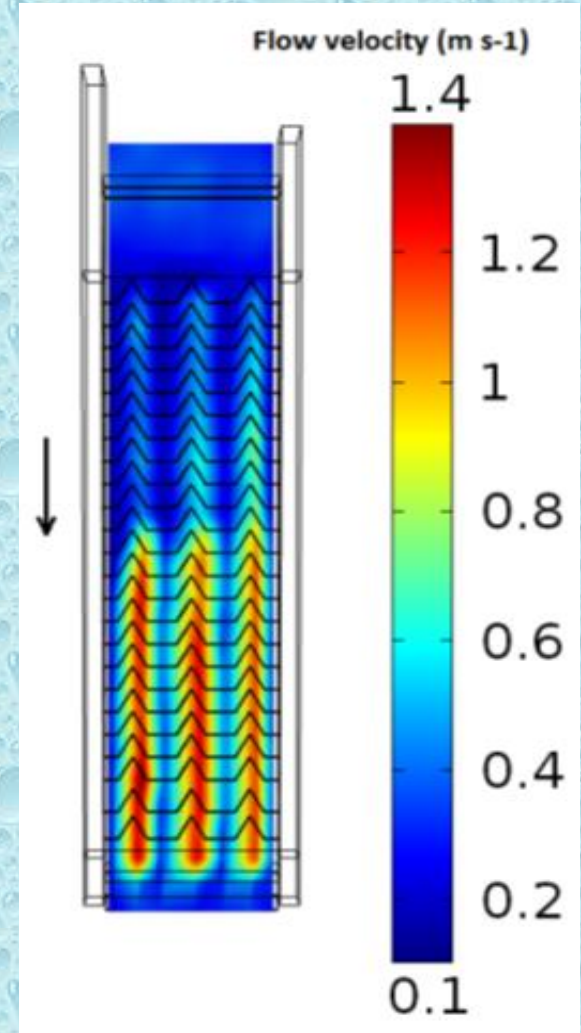
- Fishway = 15% gradient, 24 rows of 0.15 m high baffles.
- Lamprey use combination of burst swimming alternated with resting behaviour (oral disc attachment to substrate)

**0.4 m above bed**



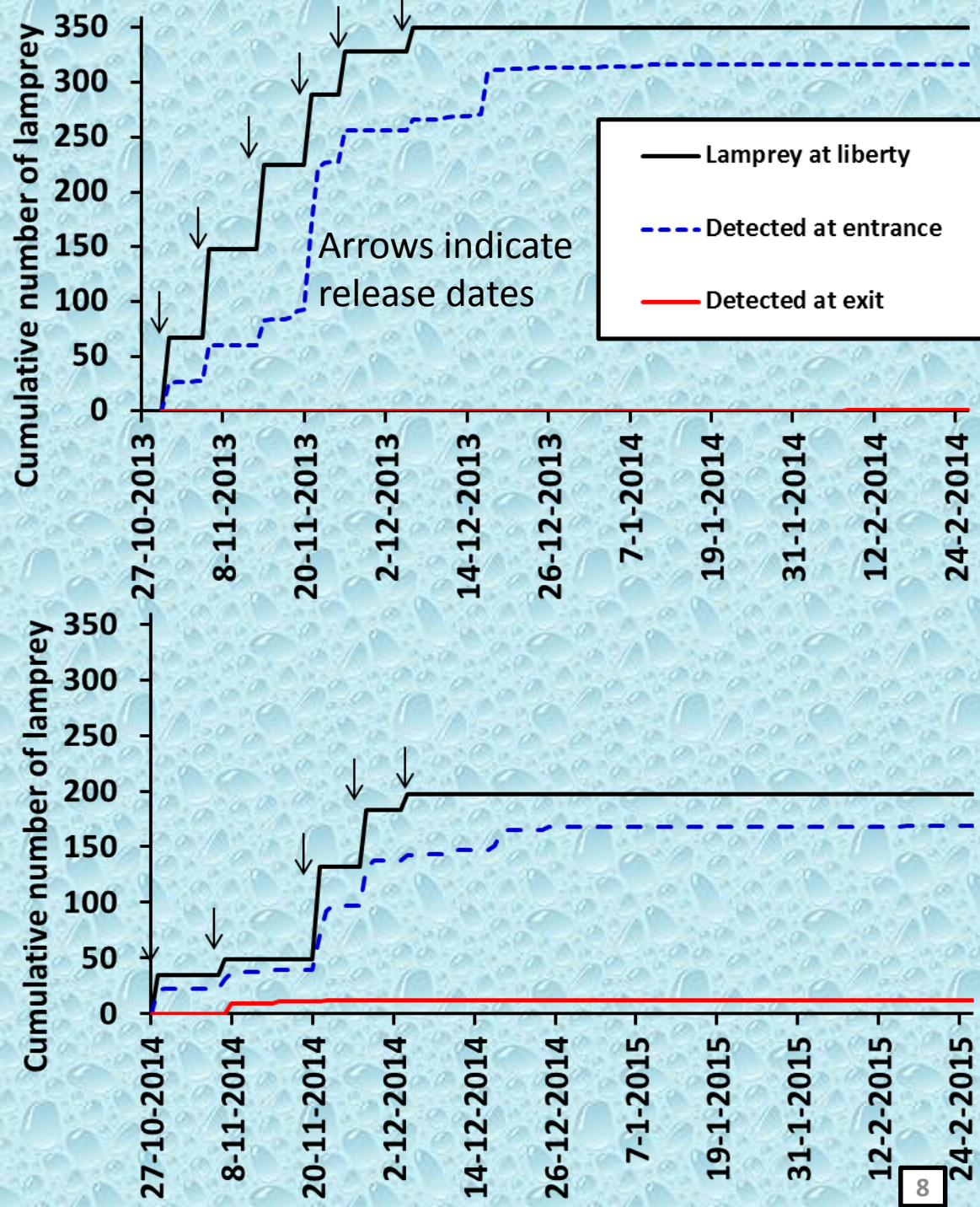
Velocities measured, using EM flow meter, at  $Q_{98}$  only (hundreds of points throughout fishway).

**0.2 m above bed**



# Lamprey attempts

- Attraction efficiencies:  
 2013-2014: 315/350 (90%)  
 2014-2015: 169/197 (85.8%)
- Time until arrival at fish pass:  
 (2013-2014): median 25 h (1 - 1386 h). 158/315 (50.2%) within 24 h.  
 (2014-2015): median 6 h (2 - 2074 h). 105/169 (62.1%) within 24 h.  
 No sig. diff. Mann-Whitney;  
 U=24201.0, Z= -1.650, p=0.099



Tagging date	Det. at entrance (+ exit)	Attraction efficiency (%)	Passage efficiency (%)
31 Oct 13	60 (0)	89.5	0
06 Nov 13	77 (1)	95	1.3
14 Nov 13	68 (0)	88.3	0
21 Nov 13	55 (0)	85.9	0
26 Nov 13	34 (0)	87.2	0
06 Dec 13	21 (0)	95.4	0
Total/mean	315 (1)	90.1	0.3

28 Oct 14	31 (9)	88.6	29
07 Nov 14	8 (2)	57.1	25
21 Nov 14	74 (1)	89.2	1.4
28 Nov 14	44 (0)	86.3	0
04 Dec 14	12 (0)	85.7	0
Total/mean	169 (12)	85.8	7.1

Starting 19 Nov 14 flows were decreasing and relatively low.

Two tiles (1 m and 3 m upstream of the lower instrumented one) detached *ca.* 18 Dec '14 and were not replaced.

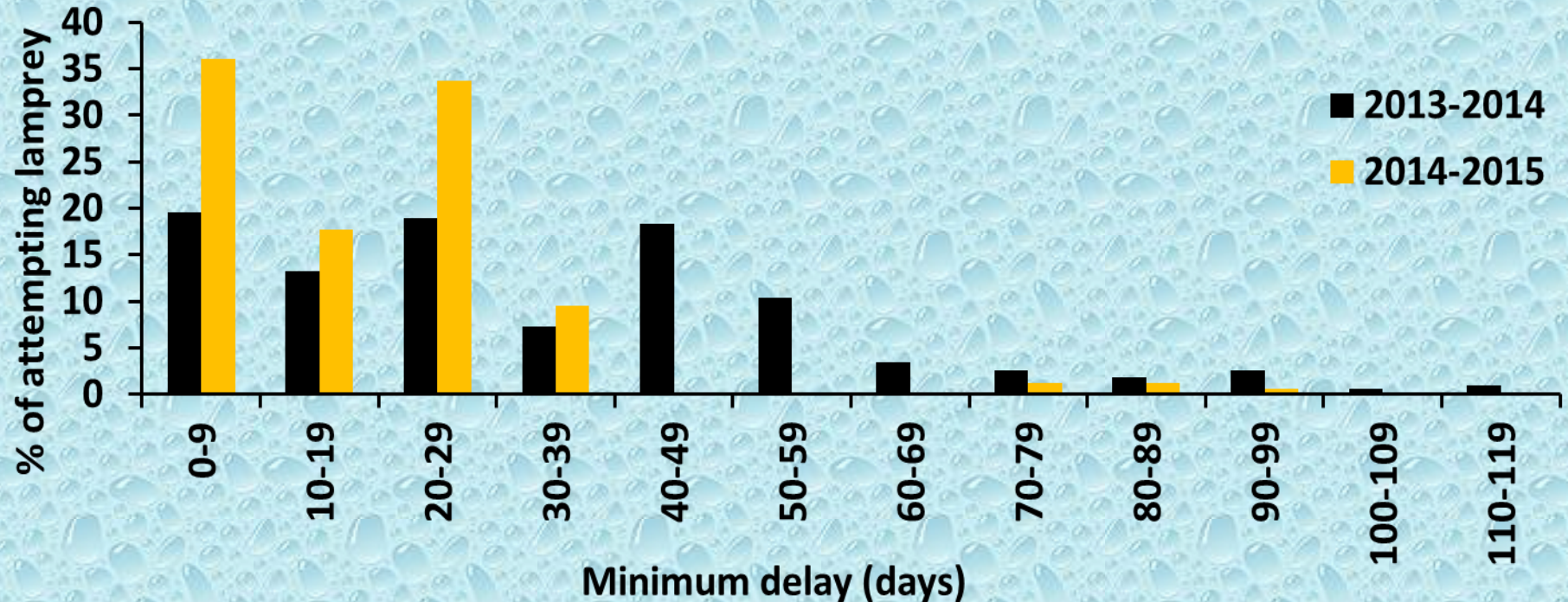
	Det. at entrance	At d/s tile	At u/s tile	At exit
28 Oct '14 - 18 Dec '14	151	64	14	12
18 Dec '14 - 26 Feb '15	74	15	0	0



## Migration delay

Temporal impacts on migration can reduce spawning success, survival (increased predation, local aggregation).

Minimum delay (time interval between release and last detection at entrance).

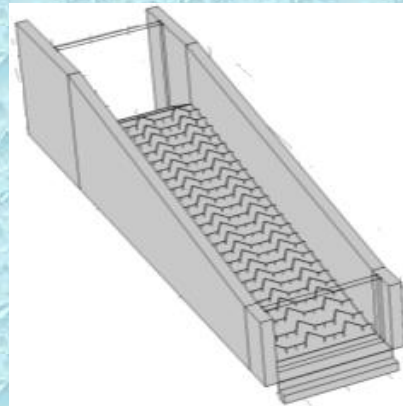


## Acoustic telemetry

- 29 (93.5%) visited the weir vicinity (**4 (13.8%) passed weir directly**), fewer (23, 74.2%) visited the fish pass.
- No successful ascents via the fish pass.

# Conclusions

- Before modifications: numerous attempts (mean/lamprey: 11.5) at a range of flow conditions by 90.1% of released lamprey, only 0.3% were successful.
- After tiles placed: attraction efficiency: 85.8%  
7.4 mean attempts/lamprey  
7.1% passage efficiency
- Even with lamprey tiles, direct passage of barrier (13.8%) is still higher than through fish pass.
- Should be > 90% efficient for effective population restoration (argued by Lucas & Baras, 2001).
- This fish pass, in original & modified design is ineffective for river lamprey.





*Thank you*



Thanks to Aldby Park Estate & Greg McCormick for access & assistance





# Flow and temp. conditions

## 2013-2014

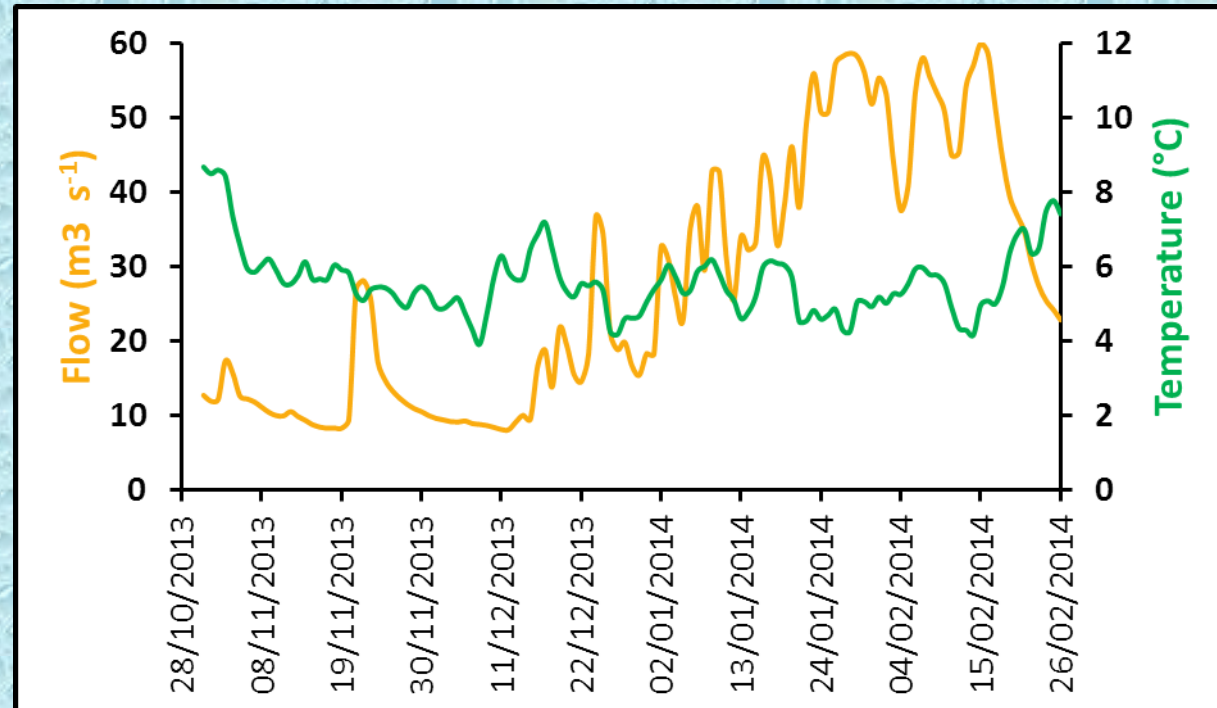
excluding release dates:

Lamprey passage attempts with:

temp ( $F_{1,111} = 2.430$ ,  $p = 0.122$ ,  $R^2 = 0.021$ );

flow ( $F_{1,111} = 0.316$ ,  $p = 0.575$ ,  $R^2 = 0.003$ );

flow + temp ( $F_{2,110} = 1.219$ ,  $p = 0.300$ ,  $R^2 = 0.022$ )



## 2014-2015

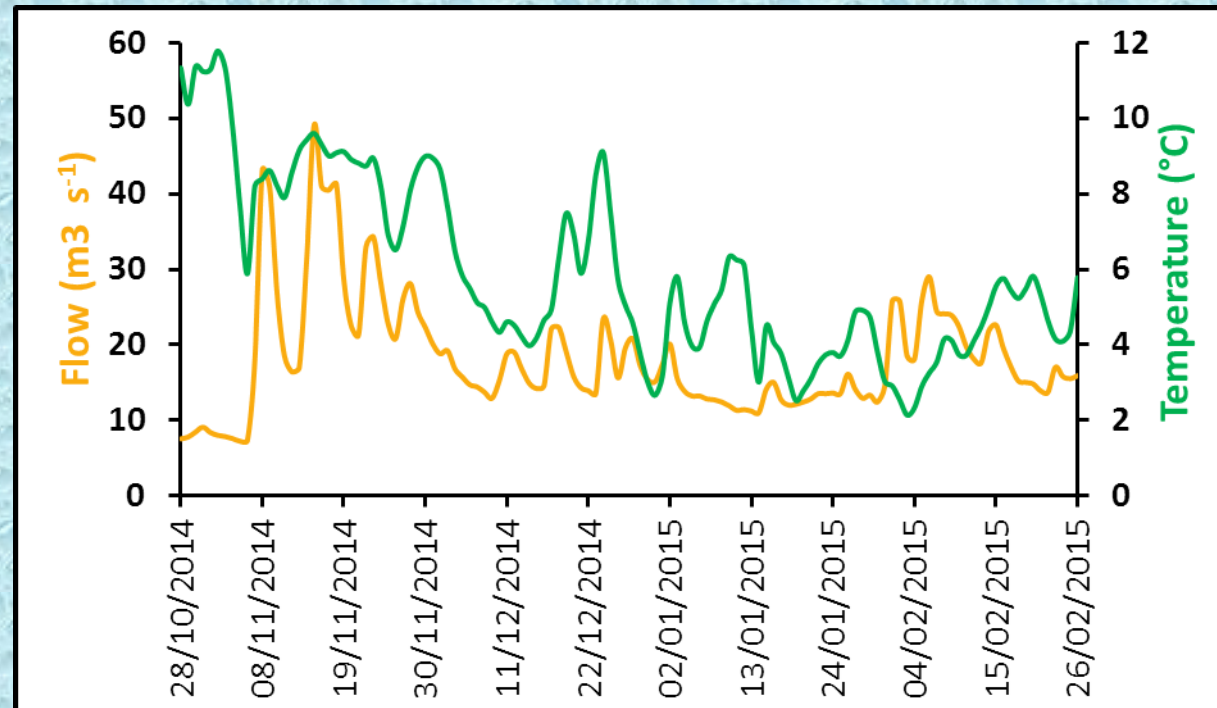
excluding release dates:

Lamprey passage attempts with:

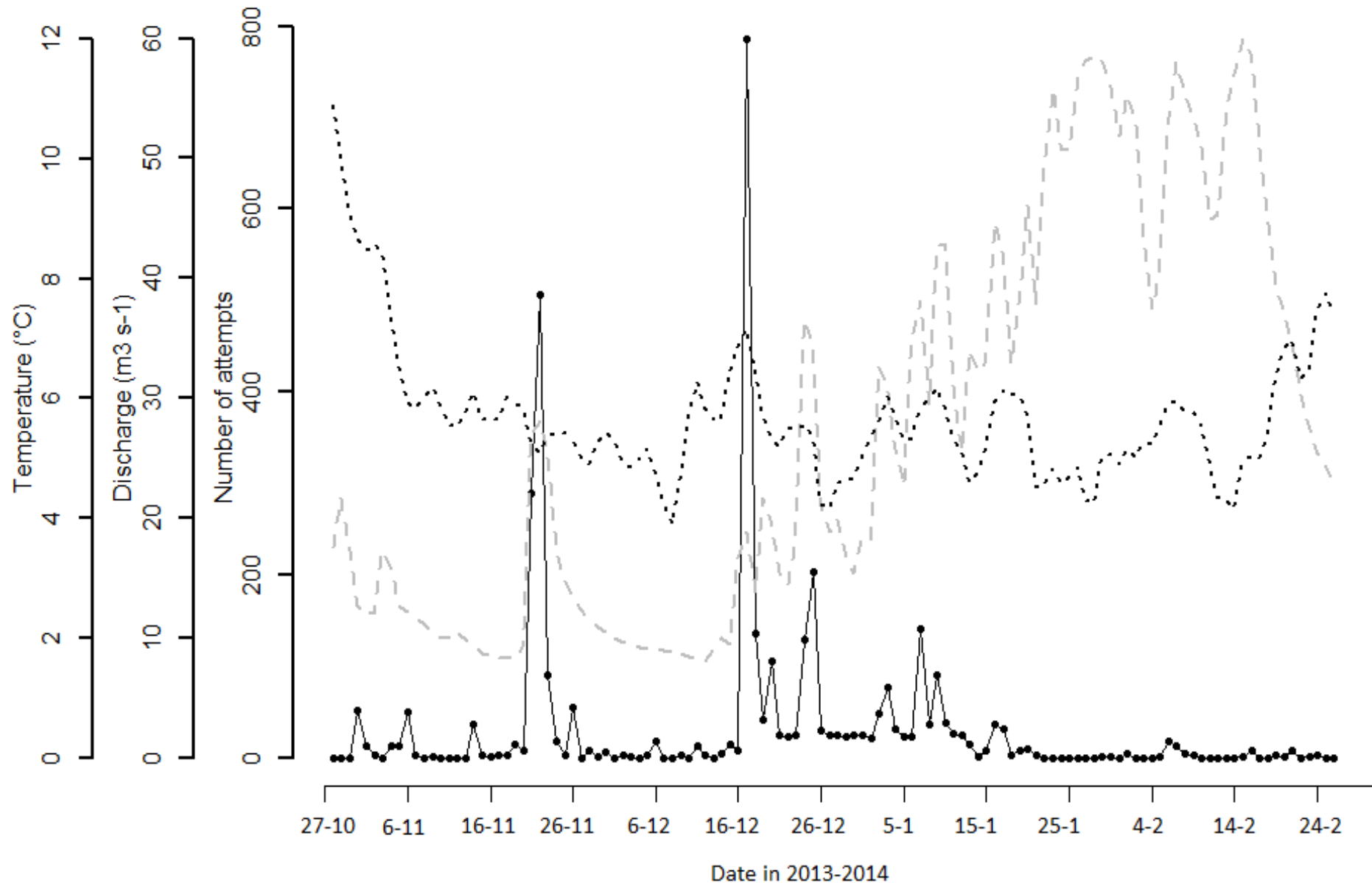
temp ( $F_{1,115} = 5.375$ ,  $p = 0.022$ ,  $R^2 = 0.045$ );

flow ( $F_{1,115} = 21.242$ ,  $p < 0.001$ ,  $R^2 = 0.156$ );

flow + temp ( $F_{2,114} = 11.719$ ,  $p < 0.001$ ,  $R^2 = 0.171$ )

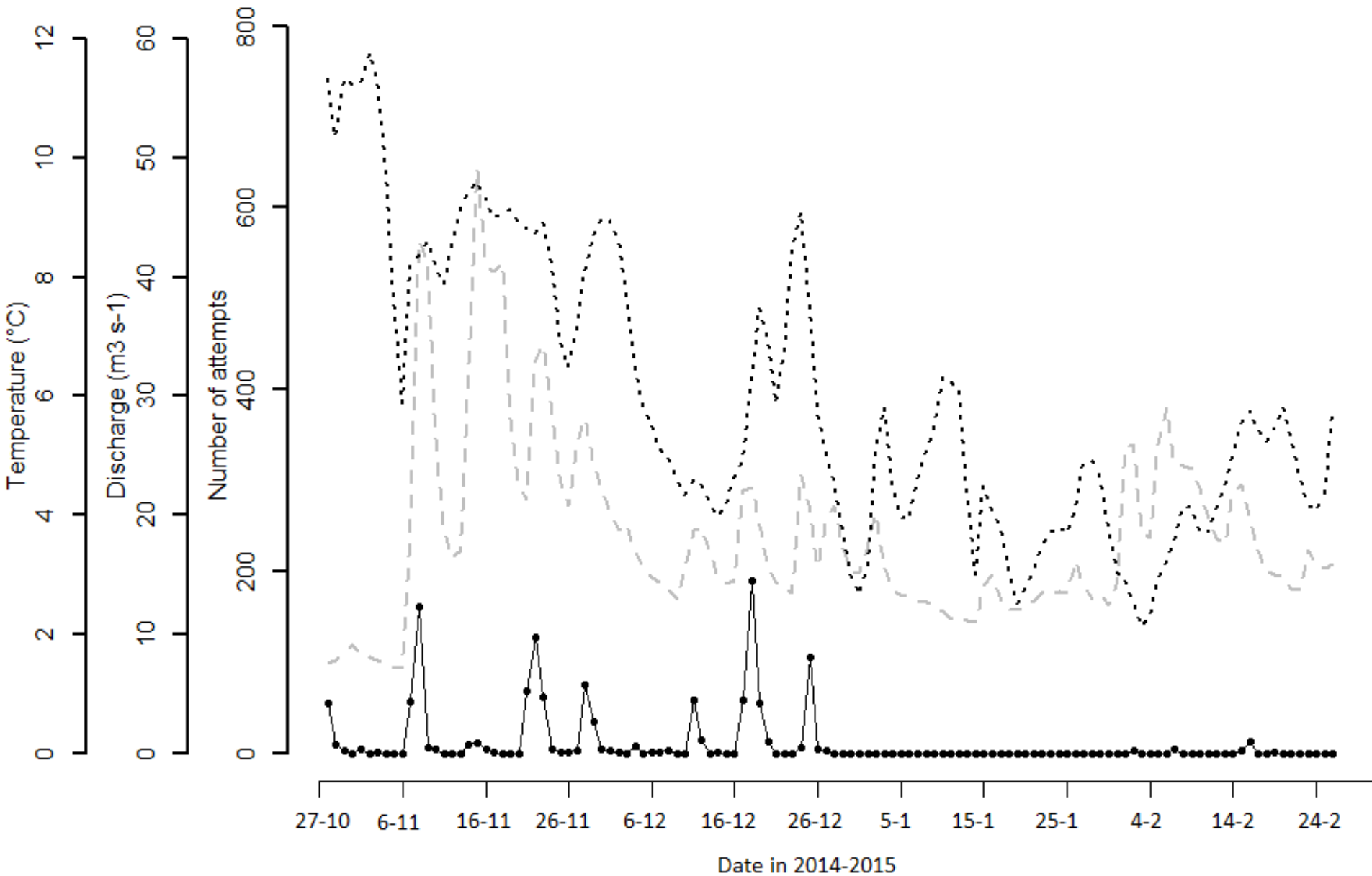


# Flow and temp. conditions ('13-'14)



No. of attempts in continuous black; discharge in dashed grey; temperature in dotted black

# Flow and temp. conditions ('14-'15)



No. of attempts in continuous black; discharge in dashed grey; temperature in dotted black



## *Flow and temp. conditions (2)*

- Cut off at 16 Jan, after which very low migratory activity was recorded.
- **2013-2014**: excluding release dates: Lamprey passage attempts with:  
temp ( $F_{1,70} = 1.893$ ,  $p = 0.173$ ,  $R^2 = 0.026$ );  
flow ( $F_{1,70} = 4.964$ ,  $p = 0.029$ ,  $R^2 = 0.066$ );  
flow + temp ( $F_{2,69} = 3.719$ ,  $p = 0.029$ ,  $R^2 = 0.097$ )
- **2014-2015**: excluding release dates: Lamprey passage attempts with:  
temp ( $F_{1,74} = 1.778$ ,  $p = 0.187$ ,  $R^2 = 0.023$ );  
flow ( $F_{1,74} = 15.086$ ,  $p < 0.001$ ,  $R^2 = 0.169$ );  
flow + temp ( $F_{2,73} = 7.538$ ,  $p = 0.001$ ,  $R^2 = 0.171$ )