




University of  
Massachusetts  
Amherst

## Study of cosmogenic activation above ground for the DarkSide-20k experiment

Item Type	article
Authors	Pocar, Andrea P.
DOI	<a href="https://doi.org/10.1016/j.astropartphys.2023.102878">10.1016/j.astropartphys.2023.102878</a>
Rights	UMass Amherst Open Access Policy
Download date	2025-03-18 15:53:47
Item License	<a href="http://creativecommons.org/licenses/by-nc-nd/4.0/">http://creativecommons.org/licenses/by-nc-nd/4.0/</a>
Link to Item	<a href="https://hdl.handle.net/20.500.14394/40695">https://hdl.handle.net/20.500.14394/40695</a>



## Study of cosmogenic activation above ground for the DarkSide-20k experiment

A. Elersich<sup>1</sup>, P. Agnes<sup>2</sup>, I. Ahmad<sup>3</sup>, S. Albergo<sup>4,5</sup>, I.F.M. Albuquerque<sup>6</sup>, T. Alexander<sup>7</sup>, A.K. Alton<sup>8</sup>, P. Amaudruz<sup>9</sup>, M. Atzori Corona<sup>10</sup>, M. Ave<sup>6</sup>, I.Ch. Avetisov<sup>11</sup>, O. Azzolini<sup>12</sup>, H.O. Back<sup>7</sup>, Z. Balmforth<sup>13</sup>, A. Barrado-Olmedo<sup>14</sup>, P. Barrillon<sup>15</sup>, A. Basco<sup>16</sup>, G. Batignani<sup>17,18</sup>, V. Bocci<sup>19</sup>, W.M. Bonivento<sup>10</sup>, B. Bottino<sup>20,21,22</sup>, M.G. Boulay<sup>23</sup>, J. Busto<sup>15</sup>, M. Cadeddu<sup>10</sup>, A. Caminata<sup>21</sup>, N. Canci<sup>16</sup>, A. Capra<sup>9</sup>, S. Caprioli<sup>20,21</sup>, M. Caravati<sup>10</sup>, N. Cargioli<sup>24,10</sup>, M. Carlini<sup>25</sup>, P. Castello<sup>26,10</sup>, P. Cavalcante<sup>25</sup>, S. Cavanaugh<sup>27,16</sup>, S. Cebrian<sup>28</sup>, J.M. Cella Ruiz<sup>14</sup>, S. Chashin<sup>29</sup>, A. Chepurinov<sup>29</sup>, E. Chyhyrnyets<sup>12</sup>, L. Cifarelli<sup>30,31</sup>, D. Cintas<sup>28</sup>, M. Citterio<sup>32</sup>, B. Cleveland<sup>33,34</sup>, V. Cocco<sup>10</sup>, D. Colaiuda<sup>35,25</sup>, E. Conde Vilda<sup>14</sup>, L. Consiglio<sup>25</sup>, S. Copello<sup>21,20</sup>, G. Covone<sup>27,16</sup>, M. Czubak<sup>36</sup>, M. D'Aniello<sup>37,16</sup>, S. D'Auria<sup>32</sup>, M.D. Da Rocha Rolo<sup>38</sup>, S. Davini<sup>21</sup>, S. De Cecco<sup>19,39</sup>, D. De Gruttola<sup>40,41</sup>, S. De Pasquale<sup>40,41</sup>, G. De Rosa<sup>27,16</sup>, G. Dellacasa<sup>38</sup>, A.V. Derbin<sup>42</sup>, A. Devoto<sup>24,10</sup>, F. Di Capua<sup>27,16</sup>, L. Di Noto<sup>20,21</sup>, P. Di Stefano<sup>43</sup>, G. Dolganov<sup>44</sup>, F. Dordei<sup>10</sup>, E. Ellingwood<sup>43</sup>, T. Erjavec<sup>1</sup>, M. Fernandez Diaz<sup>14</sup>, G. Fiorillo<sup>27,16</sup>, P. Franchini<sup>45,13</sup>, D. Franco<sup>46</sup>, N. Funicello<sup>40,41</sup>, F. Gabriele<sup>10</sup>, D. Gahan<sup>24,10</sup>, C. Galbiati<sup>22,25,2</sup>, G. Gallina<sup>22</sup>, G. Gallus<sup>10</sup>, M. Garbini<sup>47,31,30</sup>, P. Garcia Abia<sup>14</sup>, A. Gendotti<sup>48</sup>, C. Ghiano<sup>25</sup>, C. Giganti<sup>49</sup>, G.K. Giovanetti<sup>50</sup>, V. Goicoechea Casanueva<sup>51</sup>, A. Gola<sup>52,53</sup>, G. Grauso<sup>16</sup>, G. Grilli di Cortona<sup>19</sup>, A. Grobov<sup>44,54</sup>, M. Gromov<sup>29,55</sup>, M. Guan<sup>56</sup>, M. Guerzoni<sup>31</sup>, M. Gulino<sup>57,58</sup>, C. Guo<sup>56</sup>, B.R. Hackett<sup>7</sup>, A.L. Hallin<sup>59</sup>, A. Hamer<sup>60,13</sup>, M. Haranczyk<sup>36</sup>, T. Hessel<sup>46</sup>, S. Hill<sup>13</sup>, S. Horikawa<sup>35,25</sup>, F. Hubaut<sup>15</sup>, J. Hucker<sup>43</sup>, T. Hugues<sup>3</sup>, An. Ianni<sup>22,25</sup>, V. Ippolito<sup>19</sup>, C. Jillings<sup>33,34</sup>, S. Jois<sup>13</sup>, P. Kachru<sup>2,25</sup>, A.A. Kemp<sup>43</sup>, C.L. Kendziora<sup>61</sup>, M. Kimura<sup>3</sup>, I. Kochanek<sup>25</sup>, K. Kondo<sup>35,25</sup>, G. Korga<sup>13</sup>, S. Koulosousas<sup>13</sup>, A. Kubankin<sup>62</sup>, M. Kuss<sup>17</sup>, M. Kuzniak<sup>3</sup>, M. La Commara<sup>63,16</sup>, M. Lai<sup>24,10</sup>, E. Le Guirriec<sup>15</sup>, E. Leason<sup>13</sup>, A. Leoni<sup>35,25</sup>, L. Lidey<sup>7</sup>, M. Lissia<sup>10</sup>, L. Luzzi<sup>14</sup>, O. Lychagina<sup>55</sup>, O. Macfadyen<sup>13</sup>, I.N. Machulin<sup>44,54</sup>, S. Manecki<sup>33,34</sup>, I. Manthos<sup>64</sup>, L. Mapelli<sup>22</sup>, A. Margotti<sup>31</sup>, S.M. Mari<sup>65,66</sup>, C. Mariani<sup>67</sup>, J. Maricic<sup>51</sup>, A. Marini<sup>20,21</sup>, M. Martínez<sup>28,68</sup>, C.J. Martoff<sup>69</sup>, G. Matteucci<sup>16</sup>, K. Mavrokoridis<sup>70</sup>, A.B. McDonald<sup>43</sup>, A. Messina<sup>19,39</sup>, R. Milincic<sup>51</sup>, A. Mitra<sup>71</sup>, A. Moharana<sup>2,25</sup>, J. Monroe<sup>13</sup>, E. Moretti<sup>52,53</sup>, M. Morrocchi<sup>17,18</sup>, T. Mróz<sup>36</sup>, V.N. Muratova<sup>42</sup>, C. Muscas<sup>26,10</sup>, P. Musico<sup>21</sup>, R. Nania<sup>31</sup>, M. Nessi<sup>25</sup>, G. Nieradka<sup>3</sup>, K. Nikolopoulos<sup>64</sup>, J. Nowak<sup>45</sup>, K. Olchansky<sup>9</sup>, A. Oleinik<sup>62</sup>, V. Oleynikov<sup>72,73</sup>, P. Organtini<sup>22</sup>, A. Ortiz de Solórzano<sup>28</sup>, L. Pagani<sup>1</sup>, M. Pallavicini<sup>20,21</sup>, L. Pandola<sup>58</sup>, E. Pantic<sup>1</sup>, E. Paoloni<sup>17,18</sup>, G. Paternoster<sup>52,53</sup>, P.A. Pegoraro<sup>26,10</sup>, K. Pelczar<sup>36</sup>, C. Pellegrino<sup>31</sup>, V. Pseudo<sup>14</sup>, S. Piacentini<sup>39,19</sup>, L. Pietrofaccia<sup>25</sup>, N. Pino<sup>4,5</sup>, A. Pocar<sup>74</sup>, D.M. Poehlmann<sup>1</sup>, S. Pordes<sup>61</sup>, P. Pralavorio<sup>15</sup>, D. Price<sup>75</sup>, F. Ragusa<sup>76,32</sup>, Y. Ramachers<sup>71</sup>, M. Razeti<sup>10</sup>, A.L. Renshaw<sup>77</sup>, M. Rescigno<sup>19</sup>, F. Retiere<sup>9</sup>, L.P. Rignanese<sup>31,30</sup>, C. Ripoli<sup>41,40</sup>, A. Rivetti<sup>38</sup>, A. Roberts<sup>70</sup>, C. Roberts<sup>75</sup>, J. Rode<sup>49,46</sup>, G. Rogers<sup>64</sup>, L. Romero<sup>14</sup>, M. Rossi<sup>21,20</sup>, A. Rubbia<sup>48</sup>, M.A. Sabia<sup>19,39</sup>, P. Salomone<sup>19,39</sup>, E. Sandford<sup>75</sup>, S. Sanfilippo<sup>58</sup>, D. Santone<sup>13</sup>, R. Santorelli<sup>14</sup>, C. Savarese<sup>22</sup>, E. Scapparone<sup>31</sup>, G. Schillaci<sup>58</sup>,

E-mail address: [ds-ed@lngs.infn.it](mailto:ds-ed@lngs.infn.it) (T.D.-20k. Collaboration).

<https://doi.org/10.1016/j.astropartphys.2023.102878>

Received 30 January 2023; Received in revised form 22 June 2023; Accepted 23 June 2023

Available online 28 June 2023

0927-6505/© 2023 The Authors. Published by Elsevier B.V. This is an open access article under the CC BY-NC-ND license (<http://creativecommons.org/licenses/by-nc-nd/4.0/>).

F.G. Schuckman II<sup>43</sup>, G. Scioli<sup>30,31</sup>, M. Simeone<sup>78,16</sup>, P. Skensved<sup>43</sup>, M.D. Skorokhvatov<sup>44,54</sup>, O. Smirnov<sup>55</sup>, T. Smirnova<sup>44</sup>, B. Smith<sup>9</sup>, F. Spadoni<sup>7</sup>, M. Spangenberg<sup>71</sup>, R. Stefanizzi<sup>24,10</sup>, A. Steri<sup>10</sup>, V. Stornelli<sup>35,25</sup>, S. Stracka<sup>17</sup>, M. Stringer<sup>43</sup>, S. Sulis<sup>26,10</sup>, A. Sung<sup>22</sup>, Y. Suvorov<sup>27,16,44</sup>, A.M. Szec<sup>60</sup>, R. Tartaglia<sup>25</sup>, A. Taylor<sup>70</sup>, J. Taylor<sup>70</sup>, S. Tedesco<sup>79</sup>, G. Testera<sup>21</sup>, K. Thieme<sup>51</sup>, T.N. Thorpe<sup>80</sup>, A. Tonazzo<sup>46</sup>, A. Tricomi<sup>4,5</sup>, E.V. Unzhakov<sup>42</sup>, T. Vallivilayil John<sup>2,25</sup>, M. Van Uffelen<sup>15</sup>, T. Viant<sup>48</sup>, S. Viel<sup>23</sup>, R.B. Vogelaar<sup>67</sup>, J. Vosseveld<sup>70</sup>, M. Wada<sup>3,24</sup>, M.B. Walczak<sup>3</sup>, H. Wang<sup>80</sup>, Y. Wang<sup>56,81</sup>, S. Westerdale<sup>82</sup>, L. Williams<sup>83</sup>, I. Wingerter-Seez<sup>15</sup>, R. Wojaczynski<sup>3</sup>, Ma.M. Wojcik<sup>36</sup>, T. Wright<sup>67</sup>, Y. Xie<sup>56,81</sup>, C. Yang<sup>56,81</sup>, A. Zabihi<sup>3</sup>, P. Zakhary<sup>3</sup>, A. Zani<sup>32</sup>, A. Zichichi<sup>30,31</sup>, G. Zuzel<sup>36</sup>, M.P. Zykova<sup>11</sup>, The DarkSide-20k Collaboration

<sup>1</sup> Department of Physics and Astronomy, University of California, Davis, CA 95616, USA

<sup>2</sup> Gran Sasso Science Institute, L'Aquila 67100, Italy

<sup>3</sup> AstroCeNT, Nicolaus Copernicus Astronomical Center of the Polish Academy of Sciences, 00-614 Warsaw, Poland

<sup>4</sup> INFN Catania, Catania 95121, Italy

<sup>5</sup> Università of Catania, Catania 95124, Italy

<sup>6</sup> Instituto de Física, Universidade de São Paulo, São Paulo 05508-090, Brazil

<sup>7</sup> Pacific Northwest National Laboratory, Richland, WA 99352, USA

<sup>8</sup> Physics Department, Augustana University, Sioux Falls, SD 57197, USA

<sup>9</sup> TRIUMF, 4004 Wesbrook Mall, Vancouver, BC V6T 2A3, Canada

<sup>10</sup> INFN Cagliari, Cagliari 09042, Italy

<sup>11</sup> Mendeleev University of Chemical Technology, Moscow 125047, Russia

<sup>12</sup> INFN Laboratori Nazionali di Legnaro, Legnaro (Padova) 35020, Italy

<sup>13</sup> Department of Physics, Royal Holloway University of London, Egham TW20 0EX, UK

<sup>14</sup> CIEMAT, Centro de Investigaciones Energéticas, Medioambientales y Tecnológicas, Madrid 28040, Spain

<sup>15</sup> Centre de Physique des Particules de Marseille, Aix Marseille Univ, CNRS/IN2P3, CPPM, Marseille, France

<sup>16</sup> INFN Napoli, Napoli 80126, Italy

<sup>17</sup> INFN Pisa, Pisa 56127, Italy

<sup>18</sup> Physics Department, Università degli Studi di Pisa, Pisa 56127, Italy

<sup>19</sup> INFN Sezione di Roma, Roma 00185, Italy

<sup>20</sup> Physics Department, Università degli Studi di Genova, Genova 16146, Italy

<sup>21</sup> INFN Genova, Genova 16146, Italy

<sup>22</sup> Physics Department, Princeton University, Princeton, NJ 08544, USA

<sup>23</sup> Department of Physics, Carleton University, Ottawa, ON K1S 5B6, Canada

<sup>24</sup> Physics Department, Università degli Studi di Cagliari, Cagliari 09042, Italy

<sup>25</sup> INFN Laboratori Nazionali del Gran Sasso, Assergi (AQ) 67100, Italy

<sup>26</sup> Department of Electrical and Electronic Engineering, Università degli Studi di Cagliari, Cagliari 09123, Italy

<sup>27</sup> Physics Department, Università degli Studi "Federico II" di Napoli, Napoli 80126, Italy

<sup>28</sup> Centro de Astropartículas y Física de Altas Energías, Universidad de Zaragoza, Zaragoza 50009, Spain

<sup>29</sup> Skobel'syn Institute of Nuclear Physics, Lomonosov Moscow State University, Moscow 119234, Russia

<sup>30</sup> Department of Physics and Astronomy, Università degli Studi di Bologna, Bologna 40126, Italy

<sup>31</sup> INFN Bologna, Bologna 40126, Italy

<sup>32</sup> INFN Milano, Milano 20133, Italy

<sup>33</sup> SNOLAB, Lively, ON P3Y 1N2, Canada

<sup>34</sup> Department of Physics and Astronomy, Laurentian University, Sudbury, ON P3E 2C6, Canada

<sup>35</sup> Università degli Studi dell'Aquila, L'Aquila 67100, Italy

<sup>36</sup> M.Smoluchowski Institute of Physics, Jagiellonian University, 30-348 Krakow, Poland

<sup>37</sup> Department of Strutture per l'Ingegneria e l'Architettura, Università degli Studi "Federico II" di Napoli, Napoli 80131, Italy

<sup>38</sup> INFN Torino, Torino 10125, Italy

<sup>39</sup> Physics Department, Sapienza Università di Roma, Roma 00185, Italy

<sup>40</sup> Physics Department, Università degli Studi di Salerno, Salerno 84084, Italy

<sup>41</sup> INFN Salerno, Salerno 84084, Italy

<sup>42</sup> Saint Petersburg Nuclear Physics Institute, Gatchina 188350, Russia

<sup>43</sup> Department of Physics, Engineering Physics and Astronomy, Queen's University, Kingston, ON K7L 3N6, Canada

<sup>44</sup> National Research Centre Kurchatov Institute, Moscow 123182, Russia

<sup>45</sup> Physics Department, Lancaster University, Lancaster LA1 4YB, UK

<sup>46</sup> APC, Université de Paris, CNRS, Astroparticule et Cosmologie, Paris F-75013, France

<sup>47</sup> Museo Storico della Fisica e Centro Studi e Ricerche Enrico Fermi, Roma 00184, Italy

<sup>48</sup> Institute for Particle Physics, ETH Zürich, Zürich 8093, Switzerland

<sup>49</sup> LPNHE, CNRS/IN2P3, Sorbonne Université, Université Paris Diderot, Paris 75252, France

<sup>50</sup> Williams College, Physics Department, Williamstown, MA 01267, USA

<sup>51</sup> Department of Physics and Astronomy, University of Hawai'i, Honolulu, HI 96822, USA

<sup>52</sup> Fondazione Bruno Kessler, Povo 38123, Italy

<sup>53</sup> Trento Institute for Fundamental Physics and Applications, Povo 38123, Italy

<sup>54</sup> National Research Nuclear University MEPH, Moscow 115409, Russia

<sup>55</sup> Joint Institute for Nuclear Research, Dubna 141980, Russia

<sup>56</sup> Institute of High Energy Physics, Beijing 100049, China

<sup>57</sup> Engineering and Architecture Faculty, Università di Enna Kore, Enna 94100, Italy

<sup>58</sup> INFN Laboratori Nazionali del Sud, Catania 95123, Italy

<sup>59</sup> Department of Physics, University of Alberta, Edmonton, AB T6G 2R3, Canada

<sup>60</sup> School of Physics and Astronomy, University of Edinburgh, Edinburgh EH9 3FD, UK

<sup>61</sup> Fermi National Accelerator Laboratory, Batavia, IL 60510, USA

<sup>62</sup> Radiation Physics Laboratory, Belgorod National Research University, Belgorod 308007, Russia

<sup>63</sup> Pharmacy Department, Università degli Studi "Federico II" di Napoli, Napoli 80131, Italy

<sup>64</sup> School of Physics and Astronomy, University of Birmingham, Edgbaston, Birmingham, B15 2TT, UK

<sup>65</sup> INFN Roma Tre, Roma 00146, Italy

<sup>66</sup> Mathematics and Physics Department, Università degli Studi Roma Tre, Roma 00146, Italy

<sup>67</sup> Virginia Tech, Blacksburg, VA 24061, USA

<sup>68</sup> Fundación ARAID, Universidad de Zaragoza, Zaragoza 50009, Spain

<sup>69</sup> Physics Department, Temple University, Philadelphia, PA 19122, USA

<sup>70</sup> Department of Physics, University of Liverpool, The Oliver Lodge Laboratory, Liverpool L69 7ZE, UK

<sup>71</sup> University of Warwick, Department of Physics, Coventry CV47AL, UK

<sup>72</sup> Budker Institute of Nuclear Physics, Novosibirsk 630090, Russia

<sup>73</sup> Novosibirsk State University, Novosibirsk 630090, Russia

<sup>74</sup> Amherst Center for Fundamental Interactions and Physics Department, University of Massachusetts, Amherst, MA 01003, USA

<sup>75</sup> Department of Physics and Astronomy, The University of Manchester, Manchester M13 9PL, UK

<sup>76</sup> Physics Department, Università degli Studi di Milano, Milano 20133, Italy

<sup>77</sup> Department of Physics, University of Houston, Houston, TX 77204, USA

<sup>78</sup> Chemical, Materials, and Industrial Production Engineering Department, Università degli Studi “Federico II” di Napoli, Napoli 80126, Italy

<sup>79</sup> Department of Electronics and Communications, Politecnico di Torino, Torino 10129, Italy

<sup>80</sup> Physics and Astronomy Department, University of California, Los Angeles, CA 90095, USA

<sup>81</sup> University of Chinese Academy of Sciences, Beijing 100049, China

<sup>82</sup> Department of Physics and Astronomy, University of California, Riverside, CA 92507, USA

<sup>83</sup> Department of Physics and Engineering, Fort Lewis College, Durango, CO 81301, USA

## ARTICLE INFO

### Keywords:

Cosmogenic activation

Argon

Dark matter

Rare events

## ABSTRACT

The activation of materials due to exposure to cosmic rays may become an important background source for experiments investigating rare event phenomena. DarkSide-20k, currently under construction at the Laboratori Nazionali del Gran Sasso, is a direct detection experiment for galactic dark matter particles, using a two-phase liquid-argon Time Projection Chamber (TPC) filled with 49.7 tonnes (active mass) of Underground Argon (UAr) depleted in  $^{39}\text{Ar}$ . Despite the outstanding capability of discriminating  $\gamma/\beta$  background in argon TPCs, this background must be considered because of induced dead time or accidental coincidences mimicking dark-matter signals and it is relevant for low-threshold electron-counting measurements. Here, the cosmogenic activity of relevant long-lived radioisotopes induced in the experiment has been estimated to set requirements and procedures during preparation of the experiment and to check that it is not dominant over primordial radioactivity; particular attention has been paid to the activation of the 120 t of UAr used in DarkSide-20k. Expected exposures above ground and production rates, either measured or calculated, have been considered in detail. From the simulated counting rates in the detector due to cosmogenic isotopes, it is concluded that activation in copper and stainless steel is not problematic. The activity of  $^{39}\text{Ar}$  induced during extraction, purification and transport on surface is evaluated to be 2.8% of the activity measured in UAr by DarkSide-50 experiment, which used the same underground source, and thus considered acceptable. Other isotopes in the UAr such as  $^{37}\text{Ar}$  and  $^3\text{H}$  are shown not to be relevant due to short half-life and assumed purification methods.

## 1. Introduction

Great efforts have been devoted worldwide to unravel the nature of dark matter [1] which is expected to fill our galaxy. One strategy is to search for Weakly Interacting Massive Particles (WIMPs) by direct detection via WIMP–nucleus elastic scattering using of different kinds of sensitive radiation detectors [2,3]. Noble elements like xenon and argon are ideal targets because the material is easily purified and detectors can be scaled in mass for high sensitivity. [4–10].

The expected counting rate from the interaction of WIMPs is extremely low, requiring ultra-low background conditions. This is achieved by operating in deep underground locations, using active and passive shielding, carefully selecting radiopure materials, and developing background-rejection methods in analysis [11,12]. In this context, long-lived radioactive isotopes induced in the materials of the experiment by the exposure to cosmic rays during fabrication, transport and storage can be as relevant as residual contamination from primordial nuclides. In principle, cosmogenic activation can be kept under control by minimizing exposure on the surface and storing materials underground, avoiding flights, and even using shielding against the hadronic component of cosmic rays. It would be desirable to have reliable estimates of activation yields to assess the real danger of exposing materials to cosmic rays. Direct assay measurements of exposed materials, in very low background conditions, and calculations of production rates and yields, following different approaches, have been made for several materials in the context of dark matter, neutrinoless  $2\beta$  decay, and solar neutrino experiments [13,14]. Results have been calculated for detector media such as germanium [15–23],

silicon [24], NaI [20,25–28], tellurium and  $\text{TeO}_2$  [29–31], xenon [32–34], argon [20,35,36] and molybdate [37] as well as for copper [18, 32,33,38,39], lead [40] or stainless steel [33,38].

Liquid Argon (LAR) provides an outstanding Pulse Shape Discrimination (PSD) power to separate electron recoils (ER) from nuclear recoil (NR) events, as shown by the single-phase LAR detector DEAP-3600 [7]. Dual-phase Time Projection Chambers (TPCs) have additional capabilities like excellent spatial resolution. The DarkSide-50 experiment at the Laboratori Nazionali del Gran Sasso (LNGS) in Italy followed this approach using Underground Argon (UAr) (depleted of  $^{39}\text{Ar}$  by a factor  $1400 \pm 200$  with respect to the Atmospheric Argon (AAR) activity of  $\sim 1$  Bq/kg) [8–10]. Despite these excellent background discrimination capabilities, acceptance losses (via ER + NR pile-up in the TPC or accidental coincidence between the Veto and TPC signals that mimic the neutron capture signature) can be produced by  $\gamma$  or  $\beta$  emitters in the set-up; therefore, these background sources must be carefully considered too. The goal of this work is, considering exposure on the Earth’s surface under realistic conditions, to quantify the yields of cosmogenic activation of detector materials and the effect on the expected counting rates of the DarkSide-20k detector; the results will be compared with those from other radioactive backgrounds like  $^{39}\text{Ar}$ . This allows requirements and procedures during the preparation and commissioning of the experiment to be set. The study has been carried out for UAr as well as for copper, and stainless steel, since the use of large quantities of these materials is foreseen in different components, according to the design of DarkSide-20k. The paper is structured as follows: the DarkSide-20k project is presented in Section 2; the methodology applied to quantify cosmogenic activities is described in Section 3, showing the obtained results for different materials in Sections 4 and 5; the counting rates expected from these activities are discussed in Section 6, before summarizing conclusions in Section 7.

## 2. The GADMC and the DarkSide-20k detector

The Global Argon Dark Matter Collaboration (GADMC) has been established to push the sensitivity for WIMP detection down through the neutrino fog [41,42]. The first step will be the DarkSide-20k experiment at LNGS; the data taking is intended to start in 2026. The experiment is designed with a goal of an instrumental background  $<0.1$  events over a 200 t-y exposure for a fiducial mass of 20 t. In parallel, a much smaller detector specifically optimized for the investigation of low-mass dark matter, DarkSide-LowMass, is being considered [43]. ARGO will be a multi-hundred tonne detector possibly operated at SNO-LAB, having also excellent sensitivity to CNO neutrinos and galactic supernovae [44].

### 2.1. Underground argon

One of the goals of GADMC is the procurement of large amounts of low-radioactivity UAr as detector target; three projects are in development to ensure this:

- Extraction of argon from an underground source (CO<sub>2</sub> wells) will be carried out at the Urania plant, in Cortez, CO (US). This is the same source used for the DarkSide-50 detector.
- UAr will be further chemically purified to detector-grade argon in the Aria facility, in Sardinia (Italy), to remove non-Argon isotopes. Aria will consist of a 350 m cryogenic distillation column, currently being installed. Isotopic distillation with a short version of this column was demonstrated both with nitrogen [45] and argon isotopes [46]. Aria can also be operated in isotopic separation mode to achieve a 10-fold suppression of <sup>39</sup>Ar although at a much reduced throughput [46]; this further suppression beyond UAr level is not needed to achieve the physics goals of DarkSide-20k.
- Assessing the ultra-low <sup>39</sup>Ar content of the UAr is the goal of the DArT detector [47] in construction at the Canfranc Underground Laboratory (LSC) in Spain.

There is a growing interest in the use of ultra-pure UAr outside GADMC, as it has potential broader applications for measuring coherent neutrino scattering in the COHERENT experiment [48], neutrinoless  $2\beta$  decay in the LEGEND-1000 project [49], and future modules of the DUNE experiment [50]; the challenges for its production and characterization are carefully addressed in Refs. [51,52].

### 2.2. DarkSide-20k

In DarkSide-20k the core of the apparatus is a dual-phase TPC, serving both as active WIMP target, filled by low-radioactivity UAr [53]; a total of 99.2 t of UAr is required, 51.1 t inside the TPC and the rest in the neutron veto. It is planned to produce 120 t of UAr considering contingency. SiPMs in Photo-Detector Modules (PDMs) read the prompt scintillation in the liquid (S1) and delayed electroluminescence in the gas phase (S2). The TPC walls is made of a gadolinium-loaded acrylic vessel (Gd-PMMA); this material is highly efficient at moderating and then capturing neutrons, the capture resulting in the emission of several  $\gamma$ -rays that allow to tag neutron-induced background events. The detector is housed within a 12-ton vessel, made of stainless steel, immersed in a bath of 700 t of AAr acting as radiation shield and outer veto detector for cosmic background. All the materials used to build the whole detector system are carefully selected for low levels of radioactivity. Fig. 1 shows cross views of the cryostat and of the inner detector. Table 1 lists materials, masses and considered cosmogenic isotopes for the main components in the design.

G4DS [54] is a Monte Carlo (MC) simulation framework developed for DarkSide background studies based on GEANT4, providing accurate simulation of light production, propagation, and detection for background and signal events; it has been extensively validated on DarkSide-50 data [54]. For DarkSide-20k,  $\gamma$  emissions from the

**Table 1**

Detector components, materials and masses of the DarkSide-20k detector shown in Fig. 1. Cosmogenically-induced isotopes considered for each material in this work are also indicated; activation in Gd-loaded PMMA has not been analyzed as no hint was found in the radiopurity measurements by  $\gamma$  spectroscopy performed for acrylic and Gd<sub>2</sub>O<sub>3</sub> samples.

Component	Material	Mass	Induced isotopes
Membrane cryostat	Stainless steel	224.6 t	See Table 2
Outer Veto: filling	AAr	700 t	<sup>37</sup> Ar, <sup>39</sup> Ar, <sup>3</sup> H
Inner Veto: vessel	Stainless steel	12 t	See Table 2
TPC: barrel	Gd-loaded PMMA	11 t	–
TPC: grids, frame, brackets	Stainless steel	1055 kg	See Table 2
TPC: cables	Copper	117.8 kg	See Table 2
Inner Veto+TPC: filling	UAr	99.2 t	<sup>37</sup> Ar, <sup>39</sup> Ar, <sup>3</sup> H
Electronic boards	Copper	47.3 kg	See Table 2

full set of detector components have been simulated to estimate the corresponding background rates in the TPC and in the Veto; activities measured in an extensive material screening campaign based on the combination of different radioassay techniques have been considered. Discrimination techniques based on energy and position of the interactions are implemented to compute the rate in the fiducial volume. As used in [44], preliminary estimates of  $\gamma$  background rates point to values around 50 Hz in the TPC and 100 Hz in the neutron Veto, with dominant contribution from PDMs. The  $\beta$  contribution of <sup>39</sup>Ar, considering the total active mass of UAr in the TPC (50 tonnes) and in the inner veto (32 tonnes) and the measured activity value in DarkSide-50, yields 36 Hz in the TPC and 26 Hz in the Veto. In this work, cosmogenically induced background shall be compared to these expected rates from radiogenic background from detector material.

## 3. Methodology

One of the most relevant processes in the production of radioactive isotopes in materials is the spallation of nuclei by high energy nucleons; other reactions like fragmentation, induced fission or capture can be important for some nuclei too. On Earth's surface, as the proton to neutron ratio in cosmic rays decreases significantly at energies below the GeV scale because of the absorption of charged particles in the atmosphere, activation by neutrons is usually dominant. Cosmogenic production of radionuclides underground can often be considered negligible, as the flux of cosmic nucleons is suppressed by more than four orders of magnitude for depths of a few tens of meters water equivalent (m.w.e.) [11]. Radiogenic neutrons, with fluxes in deep underground facilities that are orders of magnitude lower than that of cosmic neutrons on surface, have energies around a few MeV, too low for spallation processes.

To quantify the effect of material cosmogenic activation in a particular experiment, the first step is to know the production rates,  $R$ , of the relevant isotopes induced in the material targets. Then, the produced activity,  $A$ , can be estimated according to the exposure history to cosmic rays; for instance, considering just a time of exposure  $t_{exp}$  followed by a cooling time (time spent underground once shielded from cosmic rays)  $t_{cool}$ , for an isotope with decay constant  $\lambda$ , the activity can be evaluated as:

$$A = R[1 - \exp(-\lambda t_{exp})] \exp(-\lambda t_{cool}). \quad (1)$$

Finally, the counting rate generated in the detector by this activity can be computed using G4DS [54].

Some direct measurements of production rates at sea level have been carried out for a few materials from the saturation activity, obtained by sensitive screening of samples exposed in well-controlled conditions or by irradiating samples in high flux particle beams. However, in many cases, production rates must be evaluated from the flux of cosmic rays,  $\phi$ , and the isotope production cross-section,  $\sigma$ , with both dependent on the particle energy  $E$ :

$$R = N_t \int \sigma(E) \phi(E) dE, \quad (2)$$

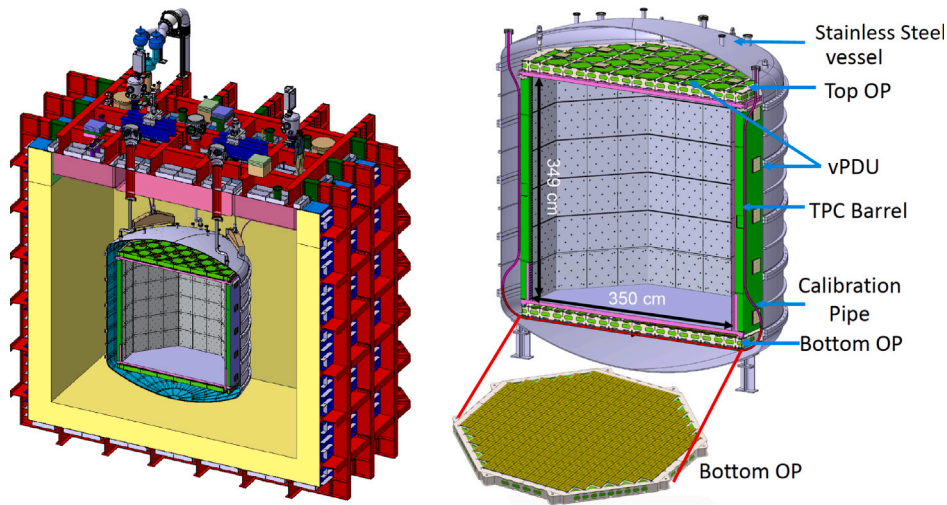


Fig. 1. Cross sections of the cryostat (left) and of the vessel containing the inner veto and TPC (right) of the DarkSide-20k detector. OP stands for Optical Plane and vPDU for veto Photo Detection Unit.

where  $N_i$  is the number of target nuclei. The spread for different calculations of productions rates is usually important, even within a factor 2 (see for instance Tables 4 and 5). In this work, measured production rates have been used whenever available and dedicated calculations have been performed otherwise.

### 3.1. Cosmic ray flux

An analytic expression for the cosmic neutron spectrum at sea level is presented by Gordon et al. in Ref. [55], deduced by fitting data from a set of measurements for energies above 0.4 MeV; with this parameterization, the integral flux from 10 MeV to 10 GeV is  $3.6 \times 10^{-3} \text{ cm}^{-2} \text{ s}^{-1}$  (for New York City). In Ref. [56], a similar parameterization is provided as well as correction factors,  $f$ , to the flux when considering exposure at different locations, as flux depends on the altitude and geomagnetic rigidity. For example, outside LNGS at an altitude of  $\sim 1000$  m, a correction factor  $f = 2.1$  [18] is used. Alternatively, the EXPACS (“EXcel-based Program for calculating Atmospheric Cosmic-ray Spectrum”) program<sup>1</sup> could be used to calculate fluxes of nucleons, muons, and other particles for different positions and times in the Earth’s atmosphere; in this way, possible temporal variations of the cosmic rays fluxes are taken into account. Although precise EXPACS calculations are being considered, results presented here are based on the parameterization from Ref. [55] and correction factor from Ref. [56].

### 3.2. Production cross sections

Measurements at fixed energies and calculations using different computational codes must be both be taken into account in evaluating  $\sigma(E)$ . The following have been used in this work:

- The Experimental Nuclear Reaction Data database (EXFOR, CSISRS in US) [57], which provides nuclear reaction data and then measured production cross sections.<sup>2</sup>
- The Silberberg and Tsao equations presented in Refs. [58–60], which are semiempirical formulae derived from proton-induced reactions for energies  $> 100$  MeV and integrated in different codes: COSMO [61], YIELDX [60] and ACTIVIA [62].

- The MC simulation of the interaction between projectiles and nuclei, which allows also computation of production cross sections. Many different models and codes have been developed and validated considering the relevant processes. Evaluated libraries of production cross sections have been elaborated, covering different types of reactions or projectiles and different energies, like TENDL (TALYS-based Evaluated Nuclear Data Library)<sup>3</sup> [63] (based on the TALYS code, for protons and neutrons with energies up to 200 MeV); JENDL (Japanese Evaluated Nuclear Data Library) [64] High Energy File<sup>4</sup> (based on the GNASH code, for protons and neutrons from 20 MeV to 3 GeV) is an extension of the JENDL-4.0/HE library including results up to 200 MeV; HEAD-2009 (High Energy Activation Data) [65] (for protons and neutrons with higher energies, from 150 MeV up to 1 GeV) uses a selection of models and codes (CEM, CASCADE/INPE, MCNP, etc.).

## 4. Cosmogenic yields in copper and steel

The effect on DarkSide-20k of cosmogenic activity in the components made of copper and stainless steel, known to become activated [13,14], is analyzed here.

### 4.1. Production rates

The production rates of the radionuclides typically induced in these materials have been selected from measured and calculated results available in the literature [13,14]. Estimates using mainly ACTIVIA, GEANT4, and TALYS codes have been made. Saturation activities have been measured with sensitive germanium detectors in samples of copper [32,38,39] and steel [38], exposed for long times to cosmic rays. In particular, in this work, the production rates from dedicated measurements, using 125 kg of copper provided by Norddeutsche Affinerie (now Aurubis) exposed for 270 days at Gran Sasso and Nironit stainless steel exposed for 314 days, have been considered [38]; values are reproduced in Table 2. Among the different products identified in copper,  $^{60}\text{Co}$  has the longest half-life and, unfortunately, there is a significant disagreement on the production rate estimates [13,14]; the measured value in Ref. [38] is higher than most of the other estimates

<sup>1</sup> EXPACS: <https://phits.jaea.go.jp/expacs/>.

<sup>2</sup> EXFOR <http://www.nndc.bnl.gov/exfor/exfor.htm>, <http://www.nds.iaea.org/exfor/exfor.htm>.

<sup>3</sup> [https://tendl.web.psi.ch/tendl\\_2019/tendl2019.html](https://tendl.web.psi.ch/tendl_2019/tendl2019.html)

<sup>4</sup> JENDL HE library <https://www.ndc.jaea.go.jp/ftpnd/jendl/jendl40he.html>; <https://www.ndc.jaea.go.jp/jendl/jendl.html>.

**Table 2**

Estimates of induced activity in copper and stainless steel components of DarkSide-20k at the end of the exposure to cosmic rays. For each product, the half-life [66], main  $\gamma$  emissions and corresponding probabilities are indicated together with the production rates  $R$  at sea level considered (from measurements in Ref. [38] except for  $^{60}\text{Co}$  in stainless steel, taken from Ref. [33]) and the total activity  $A$  for the three exposure times considered (1 month, 1 year and 10 years).

	$^7\text{Be}$	$^{46}\text{Sc}$	$^{54}\text{Mn}$	$^{59}\text{Fe}$	$^{56}\text{Co}$	$^{57}\text{Co}$	$^{58}\text{Co}$	$^{60}\text{Co}$
$T_{1/2}$ (d)	53.22	83.79	312.19	44.49	77.24	271.82	70.85	1923.95
$\gamma$ emissions (keV)	477.6	889.3, 1120.5	834.8	1099.3, 1291.6	846.8, 1238.3	122.1	810.8	1173.2, 1332.5
probability (%)	10.5	99.98, 99.98	99.98	56.5, 43.2	100, 67.6	85.6	99	99.97, 99.99
<b>Copper</b>								
$R$ (atoms/kg/day)		$2.18 \pm 0.74$	$8.85 \pm 0.86$	$18.7 \pm 4.9$	$9.5 \pm 1.2$	$74 \pm 17$	$67.9 \pm 3.7$	$86.4 \pm 7.8$
$A$ (1 m) (mBq)		$0.92 \pm 0.31$	$1.09 \pm 0.11$	$13.3 \pm 3.5$	$4.28 \pm 0.54$	$10.4 \pm 2.4$	$33.0 \pm 1.8$	$1.77 \pm 0.16$
$A$ (1 y) (mBq)		$4.0 \pm 1.3$	$9.39 \pm 0.91$	$35.6 \pm 9.3$	$17.5 \pm 2.2$	$86 \pm 20$	$126.1 \pm 6.9$	$20.3 \pm 1.8$
$A$ (10 y) (mBq)		$4.2 \pm 1.4$	$16.9 \pm 1.6$	$35.7 \pm 9.4$	$18.2 \pm 2.3$	$141 \pm 32$	$129.8 \pm 7.1$	$121 \pm 11$
<b>Stainless Steel</b>								
$R$ (atoms/kg/day)	$389 \pm 60$	$19.0 \pm 3.5$	$233 \pm 26$		$20.7 \pm 3.5$		$51.8 \pm 7.8$	$6.27$
$A$ (1 m) (Bq)	$346 \pm 53$	$11.5 \pm 2.1$	$41.3 \pm 4.6$		$13.4 \pm 2.3$		$36.2 \pm 5.5$	$0.19$
$A$ (1 y) (Bq)	$1061 \pm 164$	$49.7 \pm 9.2$	$356 \pm 40$		$54.8 \pm 9.3$		$138 \pm 21$	$2.1$
$A$ (10 y) (Bq)	$1070 \pm 165$	$52.3 \pm 9.6$	$641 \pm 71$		$56.9 \pm 9.6$		$142 \pm 21$	$13$

**Table 3**

Calculation of the correction factor  $f$  to be applied to the cosmic neutron flux at sea level (in New York) for the location of the Urania facilities in Colorado. The relative intensities  $I$  are derived from Eq. (3). The final factor for Urania is the average between the deduced ones from Denver and Leadville data.

Location	$H$ (m)	$A$ (g/cm $^2$ )	$f$ from Ref. [56]	Relative $I$ to Urania	Deduced $f$ for Urania
Denver	1609	852.3	4.11	0.659	6.24
Leadville	3109	705.2	12.86	1.942	6.62
Urania	2164	795.5			6.43

by a factor of up to a few times. No assessment of  $^{60}\text{Co}$  production in stainless steel is made in Ref. [38], as the cosmogenically induced activity is shadowed by the intrinsic  $^{60}\text{Co}$  at similar level naturally occurring in typical stainless steel material; for this reason, the rate derived from GEANT4 calculations [33] has been used. Following the half-lives of the different cosmogenic isotopes identified in copper and steel (also shown in Table 2),  $^{54}\text{Mn}$ ,  $^{57}\text{Co}$  and  $^{60}\text{Co}$  are in principle the most relevant products.

#### 4.2. Activity

To assess the possible effect of the cosmogenic isotopes in these materials for DarkSide-20k, activity  $A$  has been evaluated considering the selected production rates at sea level,  $t_{cool} = 0$  and extreme cases of exposure:  $t_{exp} = 1$  month,  $t_{exp} = 1$  year and  $t_{exp} = 10$  years. It is worth noting that as measured production rates have been taken into account, the deduced activation corresponds to all cosmic ray particles. The final expected activity is obtained from the specific activities derived from the production rates (per mass unit) using Eq. (1) and the mass of all the components used in the experimental set-up, which according to the present design of DarkSide-20k are 165.1 kg of copper (mainly from cables and PDMs electronic components) and 226 tonnes of stainless steel (mainly from cryostat components) plus 12 tonnes from the inner detector.

Table 2 summarizes the total induced activity in copper and stainless steel, respectively, for the relevant isotopes evaluated at the end of the different exposure times; contribution from each individual component is proportional to its mass (see Table 1). Following the decay mode of these nuclei,  $\gamma$  emissions of the order of 1 MeV will be generated around the active volume by this cosmogenic activation. In the case of copper, even assuming 10 years of exposure, the total activity is at the level of 0.5 Bq. The induced activities are then compared with available measurements from radioassays. For the copper from the Luvata company which is being considered in DarkSide-20k, upper limits of 0.30 mBq/kg of  $^{60}\text{Co}$  and 0.35 mBq/kg of  $^{54}\text{Mn}$  are obtained using a HPGe detector (named GeOroel) in the Canfranc Underground

Laboratory. Exposure to cosmic rays of this copper material for a few years can be tolerated since it would contribute a fraction of the upper limit on  $^{60}\text{Co}$  contamination. For all stainless steel components, some cosmogenic activities can be at the level of a few hundreds of Bq, even for just 1 year of exposure;  $^{54}\text{Mn}$  is identified as a potential relevant contributor to the background. Comparing with available measurements from screening, the derived cosmogenic activity of  $^{60}\text{Co}$  is much lower than for instance the one measured for a sample of stainless steel for the DarkSide-20k cryostat, using the same HPGe detector in the Canfranc Underground Laboratory, finding  $(10.8 \pm 0.9)$  mBq/kg of  $^{60}\text{Co}$ . A more stringent requirement of  $\sim 1$  year of exposure would come by requiring the  $^{54}\text{Mn}$  induced activity being less than the measured one in radio-assay of  $(1.4 \pm 0.3)$  mBq/kg.

#### 5. Cosmogenic yields in argon

Argon in the atmosphere contains stable  $^{40}\text{Ar}$  at 99.6%; cosmogenically produced radioactive isotopes, mainly  $^{39}\text{Ar}$  but also  $^{37}\text{Ar}$  or  $^{42}\text{Ar}$ , can be a significant background if argon obtained from air is used. The concentration of these three isotopes is much reduced in UAr, but the production of cosmogenic radionuclides after extraction must be taken into consideration.

##### 5.1. Relevant isotopes

$^{39}\text{Ar}$  is a  $\beta^-$  emitter with a transition energy of 565 keV and half-life of 269 y [67]; it is mainly produced by the  $^{40}\text{Ar}(n,2n)^{39}\text{Ar}$  reaction by cosmic neutrons [35]. The typical activity of  $^{39}\text{Ar}$  in AAr is at the level of  $\sim 1$  Bq/kg, as measured by WARP [68], ArDM [69] and DEAP [70]. In UAr, after a first study on argon from deep underground sources [71], the measured activity of  $^{39}\text{Ar}$  in the DarkSide-50 detector was  $(0.73 \pm 0.11)$  mBq/kg following a campaign of extracting and purifying argon from deep  $\text{CO}_2$  wells in Colorado, US; as mentioned in Section 1, this means a reduction of a factor  $(1.4 \pm 0.2) \times 10^3$  relative to the AAr [8].

The presence of cosmogenically produced  $^{37}\text{Ar}$  was also detected at the beginning of the run of the DarkSide-50 detector with UAr [8]. It decays 100% by electron capture to the ground state of the daughter nuclei with a half-life of 35.02 days [66]; then, the binding energy of electrons from K-shell (2.8 keV, at 90.21%) and L-shell (0.20–0.27 keV, at 8.72%) can be measured as a distinctive signature. The main production channel is the  $^{40}\text{Ar}(n,4n)^{37}\text{Ar}$  reaction [35]. Underground production in UAr by thermal and epithermal neutron capture is negligible, as for  $^{39}\text{Ar}$ , considering rates as in Ref. [35] and neutron fluxes at LNGS.

$^{42}\text{Ar}$  is a pure  $\beta^-$  emitter with a 32.9 y half-life and transition energy of 599 keV, generating  $^{42}\text{K}$ , also a  $\beta^-$  emitter with half-life of 12.36 h and transition energy of 3525 keV [67]; this isotope can

**Table 4**

Calculations of the production rates  $R$  of  $^{37}\text{Ar}$  and  $^{39}\text{Ar}$  in Ar at sea level from this work considering different descriptions of the excitation functions below (LE) and above (HE) a cut energy value; the final estimated rates are given by the ranges defined between the maximum and minimum obtained rates (see text). Different calculations from the literature (considering the same cosmic neutron spectrum from Ref. [55]) and the measured value for fast neutrons from Ref. [35] are also shown for comparison.

$^{37}\text{Ar}$			$^{39}\text{Ar}$		
This work:	Cut (MeV)	$R$ (atoms/kg/day)	This work	Cut (MeV)	$R$ (atoms/kg/day)
LE+HE			LE+HE		
TENDL(p)+HEAD2009	150	153.6	TENDL+HEAD2009	150	726.4
TENDL(p)+YIELDX	100	93.5	TENDL+YIELDX	100	697.1
TENDL(p)+YIELDX	200	122.7	TENDL+YIELDX	200	646.0
JENDL-HE(n)	30	63.9	TENDL+JENDL-HE(n)	20	804.3
Estimated rate in this work		$109 \pm 45$	Estimated rate in this work		$725 \pm 79$
Not used for estimation:					
Measurement [35]		$51.0 \pm 7.4$			$759 \pm 128$
ACTIVIA [35]		$17.9 \pm 2.2$			$200 \pm 25$
MENDL-2P [35]		$155 \pm 19$			$188 \pm 24$
TALYS [35]		$76.8 \pm 9.6$			$753 \pm 94$
INCL++ (ABLA07) [35]		$79.3 \pm 9.9$			$832 \pm 104$
GEANT4 [36]		176	TENDL-2015 [35]		$726 \pm 91$
					858

**Table 5**

Production rate  $R$  of  $^3\text{H}$  in Ar at sea level from this work and from different calculations from the literature.

	$R$ (atoms/kg/day)
TENDL	115.1
HEAD2009	177.2
JENDL-HE	221.6
Estimated rate in this work	
	$168 \pm 53$
Not used for estimation:	
TALYS [16]	44.4
GEANT4 [33]	84.9
ACTIVIA [33]	82.9

affect neutrinoless  $2\beta$  experiments using liquid argon as cooling bath and shielding, as shown by the GERDA experiment [72] and its specific activity has been studied by ICARUS [73], DBA ( $92^{+22}_{-46}$   $\mu\text{Bq/kg}$  [74]) and DEAP ( $40.4 \pm 5.9$   $\mu\text{Bq/kg}$  [70]). The production rate of  $^{42}\text{Ar}$  in UAr at sea level has been evaluated by GEANT4 simulation as  $5.8 \times 10^{-3}$  atoms/kg/day in Ref. [36]; this rate would give from Eq. (1) a saturation activity of 0.07  $\mu\text{Bq/kg}$ , about three orders of magnitude lower than measured values in AAr. Taking all this into account, the effect of  $^{42}\text{Ar}$  in DarkSide-20k will not be considered here although a specific study to quantify radiogenic and cosmogenic production in the Earth's crust is underway.<sup>5</sup>

$^3\text{H}$  is a pure  $\beta^-$  emitter with transition energy of 18.6 keV and a long half-life of 12.3 y [66]. The quantification of its cosmogenic production is not easy by calculations ( $^3\text{H}$  can be generated by different reaction channels) nor experimentally (the  $\beta$  emissions are hard to disentangle from other background contributions). Estimates of the  $^3\text{H}$  production rate in several dark matter targets were attempted in Ref. [20]; the rate has been measured for germanium from EDELWEISS [19] and CDMSlite [21] data and for silicon and NaI(Tl) from neutron irradiation [24,28]. The possible presence of  $^3\text{H}$  has been observed also in NaI(Tl) crystals by the ANAIS [25,75] and COSINE experiments [27,76]. In principle, purification systems for LAr may remove all non-argon radionuclides and  $^3\text{H}$  should not be a problem for DarkSide. This was also assumed for liquid xenon, but  $^3\text{H}$  was considered as a possible explanation for the excess of electronic recoil events observed in the XENON1T experiment below 7 keV [77,78], which was not observed in XENONnT [5]. Activated  $^3\text{H}$  is separated from argon with SAES Getters [79] and will be removed *in situ* while the UAr recirculates.

Other radioisotopes with half-lives longer than 10 days like  $^7\text{Be}$ ,  $^{10}\text{Be}$ ,  $^{14}\text{C}$ ,  $^{22}\text{Na}$ ,  $^{26}\text{Al}$ ,  $^{32}\text{P}$ ,  $^{33}\text{P}$ ,  $^{32}\text{Si}$ ,  $^{35}\text{S}$ ,  $^{36}\text{Cl}$ ,  $^{40}\text{K}$  and  $^{41}\text{Ca}$  are also produced in argon, as shown using the COSMO code. The production rates of these isotopes at sea level from fast neutrons, high energy muons and protons have been evaluated by GEANT4 simulation in Ref. [36]. Assuming an efficient purification of non-noble isotopes, they will not be considered in this study.

## 5.2. Production rates

The production rates of  $^{37}\text{Ar}$  and  $^{39}\text{Ar}$  from cosmic neutrons at sea level were measured for the first time through controlled irradiation at Los Alamos Neutron Science Center (LANSCE) with a neutron beam resembling the cosmic neutron spectrum and later direct counting with sensitive proportional counters at Pacific Northwest National Laboratory (PNNL) [35]. In addition, the study of other production mechanisms due to muon capture, cosmic protons and high energy  $\gamma$  rays at the Earth's surface was made using available cross sections to compute total production rates at sea level. The production rates obtained in Ref. [35] for UAr are reproduced in Table 6 as they will be used to evaluate the induced activity in DarkSide-20k. The production rates of both  $^{37}\text{Ar}$  and  $^{39}\text{Ar}$  at sea level were also evaluated by GEANT4 simulation in Ref. [36].

The UAr to be used in DarkSide-20k is extracted in Colorado, at a quite high altitude, so the corresponding correction factors  $f$  to the cosmic ray flux at sea level must be taken into consideration. In Ref. [56], high values of  $f$  are reported for neutrons at Colorado locations: 4.11 and 12.86 for Denver (at 1609 m) and Leadville (at 3109 m), respectively. These correction factors  $f$  have been adjusted to the altitude at the Urania facilities (at 2164 m), assuming that the ratio of  $f$  for different altitudes is the same as the ratio of cosmic flux intensities. As described in Ref. [56], the intensities  $I_1$  and  $I_2$  at two different altitudes  $A_1$  and  $A_2$  (converted to  $\text{g/cm}^2$ ) are related as:

$$I_2 = I_1 \exp[(A_1 - A_2)/L], \quad (3)$$

being  $L$  the absorption length for the cosmic ray particles. Calculations for the cosmic neutron flux correction factor are summarized in Table 3, using  $L = 136$   $\text{g/cm}^2$ ; the final result for Urania is the average between those from Denver and Leadville data,  $f = 6.43$ . For cosmic protons and muons, the correction factors have been obtained just from Eq. (3) considering the corresponding absorption lengths ( $L = 110$   $\text{g/cm}^2$  for protons and  $L = 261$   $\text{g/cm}^2$  for muons [56]); the results are  $f = 8.67$  for protons and  $f = 2.48$  for muons.

Following Eq. (2), a calculation of the production rates of relevant isotopes in argon (assuming 100%  $^{40}\text{Ar}$ ) by cosmic neutrons from Ref. [55] has been made considering a selection of excitation functions

<sup>5</sup> <https://indico.sanfordlab.org/event/29/contributions/487/>



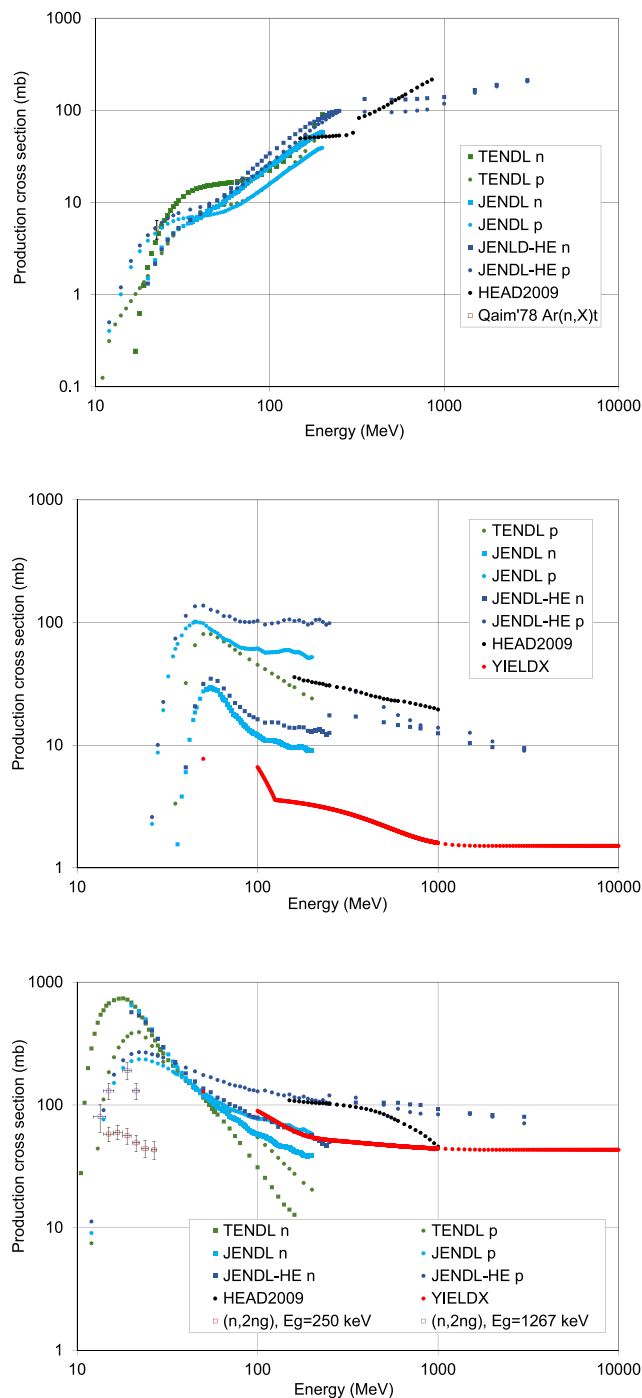


Fig. 2. Production cross sections of  $^3\text{H}$  (top),  $^{37}\text{Ar}$  (middle) and  $^{39}\text{Ar}$  (bottom) in  $^{40}\text{Ar}$  by nucleons vs energy taken from different sources.

from libraries and YIELDX calculations. Fig. 2 shows our compilation of production cross sections of  $^3\text{H}$ ,  $^{37}\text{Ar}$  and  $^{39}\text{Ar}$  by nucleons. For  $^{39}\text{Ar}$ , although no experimental data at EXFOR was found for the total production cross section, there are results for partial  $(n,2n\gamma)$  reactions in natural argon at 1–30 MeV taken from Ref. [80]. For  $^3\text{H}$ , an irradiation experiment with neutrons having an energy spectrum peaked at 22.5 MeV measured the corresponding production cross section [81].

A mismatch between cross section data from different libraries is observed. Several descriptions of the cross sections, even from different libraries below and above a particular energy cut, have been considered to estimate the corresponding uncertainty; the obtained maximum and

minimum rates define an interval, whose central value and half width have been considered as the final result and its uncertainty for the evaluation of the production rates. Table 4 presents the obtained results for  $^{37}\text{Ar}$  and  $^{39}\text{Ar}$ , together with the measured production rate for fast neutrons and different calculations from Refs. [35,36]. The production rate of  $^{39}\text{Ar}$  derived here is fully compatible with the measured value (and with several of the calculations in Ref. [35]). The production rate of  $^{37}\text{Ar}$  is a factor 2 higher than the measured one, but lower than the GEANT4 estimate in Ref. [36]. For calculating the final activity yields of  $^{37}\text{Ar}$  and  $^{39}\text{Ar}$ , the values of the total production rates obtained in Ref. [35] will be used; but this comparison can be useful to assess the reliability of the production rates of isotopes estimated only from calculations, like  $^3\text{H}$  in argon.

The production rate of  $^3\text{H}$  in argon was calculated, as for other targets, using different codes like TALYS [16] and GEANT4 and ACTIVIA [33]. It was also computed in Ref. [20] using a similar approach as used in this work from a selection of excitation functions considering the TENDL and HEAD2009 libraries. The results ranged from 115.1 to 177.2 atoms/kg/day and the approach was cross-checked against experimental data for NaI and germanium, reproducing properly measured production rates [19,21,28]. We add to the analysis new data included in the JENDL-HE library which gives a production rate of 221.6 atoms/kg/day. We combine the results in Ref. [20] with this latter one to estimate a central value and uncertainty for the production of  $^3\text{H}$  as  $(168 \pm 53)$  atoms/kg/day. It must be noted that this value gives only production by neutrons; assuming equal flux and cross sections of protons and neutrons above 1 GeV, it is estimated that protons would increase the rate by 10% at most [20] and is thus neglected in the following. Table 5 compares the production rate estimated in this work with all the available ones for  $^3\text{H}$  production in argon taken from the literature following different approaches; an important dispersion of values is found.

### 5.3. Activity

The possible activity yields of relevant cosmogenic isotopes in Ar have been analyzed for the DarkSide-20k detector considering Ar extraction, storage and transportation and taking into account different cosmic ray components. For  $^{37}\text{Ar}$  and  $^{39}\text{Ar}$ , the production rates at sea level precisely determined with the LANSCE neutron beam and the estimates for muons, protons and cosmic  $\gamma$  rays [35] have been considered, while for  $^3\text{H}$  the production rate estimated in this work has been assumed.

The UAr extracted at the Urania plant will be shipped firstly to the Aria facility for purification and then to LNGS for storage and final operation. The current baseline design is to ship the UAr in high-pressure gas cylinders that are organized into skids capable of containing  $\sim 2$  t of UAr each. The following steps are foreseen:

1. Storage of UAr at Urania: three skids will be filled before starting transportation. Considering the time required to fill one, exposures of 8, 16 and 24 days have been assumed for each skid. At the Urania site, the UAr will always be on surface while being processed and once in the skids. The correction factors to the sea level fluxes of cosmic neutrons, protons and muons evaluated for Urania location in Colorado (see Section 5.2) have been included in this step.
2. Trip from Urania to a shipping port: a container with the three skids will transport the UAr from Urania to Houston, TX (USA), by road. An exposure of 7 days has been considered. To take into account the different altitude during the trip, the average between the maximal (from Urania altitude) and minimal (at sea level) expected activity has been calculated.
3. Trip overseas to Europe: 60 days of exposure at sea level have been conservatively assumed for the trip by boat from Houston

**Table 6**

Calculation of the expected induced activity in  $\text{kg}^{-1} \text{d}^{-1}$  of  $^{39}\text{Ar}$  and  $^{37}\text{Ar}$  in the UAr of the DarkSide-20k detector, for the assumed production rates  $R$  and exposure times (see text). Different columns and rows show separate contributions by cosmic ray components and exposure steps, respectively; relative contributions of each component to the total activity are also quoted. Row labeled as “Final” presents the sum of final activities from all exposure steps including properly their decays.

$^{39}\text{Ar}$	Neutrons	Muons	Protons	$\gamma$ rays	Total
$R$ (atoms/kg/day) [35]	$759 \pm 128$	$172 \pm 26$	$3.6 \pm 2.2$	$112.8 \pm 20.9$	
Urania	$0.551 \pm 0.093$	$0.0483 \pm 0.0073$	$0.0035 \pm 0.0022$	$0.0127 \pm 0.0024$	$0.616 \pm 0.093$
US	$0.139 \pm 0.024$	$0.0148 \pm 0.0022$	$0.0009 \pm 0.0005$	$0.0056 \pm 0.0010$	$0.161 \pm 0.024$
Overseas	$0.359 \pm 0.061$	$0.081 \pm 0.012$	$0.0017 \pm 0.0010$	$0.053 \pm 0.010$	$0.495 \pm 0.063$
Aria	$0.321 \pm 0.054$	$0.073 \pm 0.011$	$0.0015 \pm 0.0009$	$0.048 \pm 0.0088$	$0.444 \pm 0.056$
Italy	$0.0536 \pm 0.0090$	$0.0121 \pm 0.0018$	$0.0003 \pm 0.0002$	$0.0080 \pm 0.0015$	$0.0739 \pm 0.0093$
Final	$1.42 \pm 0.24$	$0.229 \pm 0.035$	$0.0078 \pm 0.0048$	$0.127 \pm 0.024$	$1.79 \pm 0.24$
(%)	79.6	12.8	0.4	7.1	
$^{37}\text{Ar}$	Neutrons	Thermal neutrons	Protons	$\gamma$ rays	Total
$R$ (atoms/kg/day) [35]	$51 \pm 7.4$	$0.9 \pm 0.3$	$1.3 \pm 0.4$	$3.5 \pm 0.7$	
Urania	$87 \pm 13$	$2.99 \pm 0.92$	$0.93 \pm 0.19$	$0.239 \pm 0.080$	$91 \pm 13$
US	$24.5 \pm 3.6$	$0.81 \pm 0.25$	$0.453 \pm 0.091$	$0.116 \pm 0.039$	$25.9 \pm 3.6$
Overseas	$37.5 \pm 5.4$	$0.95 \pm 0.29$	$2.57 \pm 0.51$	$0.66 \pm 0.22$	$41.7 \pm 5.5$
Aria	$35.5 \pm 5.1$	$0.90 \pm 0.28$	$2.43 \pm 0.49$	$0.63 \pm 0.21$	$39.4 \pm 5.2$
Italy	$9.2 \pm 1.3$	$0.234 \pm 0.072$	$0.63 \pm 0.13$	$0.162 \pm 0.054$	$10.2 \pm 1.3$
Final	$8.0 \pm 1.2$	$0.209 \pm 0.064$	$0.52 \pm 0.10$	$0.135 \pm 0.045$	$8.9 \pm 1.2$
(%)	90.3	2.3	5.9	1.5	

**Table 7**

Calculation of the expected induced activity in  $\text{kg}^{-1} \text{d}^{-1}$  of  $^3\text{H}$  by cosmic neutrons in the UAr of the DarkSide-20k detector, for the production rate  $R$  estimated in this work and the assumed exposure times (see text), considering no purification procedure. Different rows show separate contributions by exposure steps. Row labeled as “Final” presents the sum of final activities from all exposure steps including properly their decays.

$^3\text{H}$	
$R$ (atoms/kg/day)	$168 \pm 53$
Urania	$2.66 \pm 0.84$
US	$0.67 \pm 0.21$
Overseas	$1.73 \pm 0.54$
Aria	$1.55 \pm 0.49$
Italy	$0.259 \pm 0.082$
Final	$6.5 \pm 2.1$

to Cagliari. An additional exposure of 7 days is foreseen for custom clearing and the trip from Cagliari to the Aria location. In total, 16 months are required for completing the extraction and transportation of all the necessary UAr from Urania to Italy.

- Processing and storage of UAr at Aria: once in Sardinia, the skids will be stored near Aria and the UAr will be accumulated for processing. At a purification rate of 1 ton per day, an expected exposure of 60 days to process two batches of 60 t each has been considered. Underground storage at a depth of at least some tens of m.w.e. would be ideal and it is assumed here but, if not possible, an almost linear increase of  $2.6 \mu\text{Bq/kg}$  in the activity of  $^{39}\text{Ar}$  is estimated per month of additional exposure at sea level.
- Trip from Aria to LNGS: 10 days of exposure at sea level have been considered for this trip by sea. It is expected to ship 12 t at a time using six skids.
- Storage at LNGS: skids will be stored underground as they arrive.

Under these assumptions, the total time from the beginning of production at Urania to the end of processing at Aria is 614 days.

Taking into account this exposure history, the induced activity by each cosmic ray component has been computed for each exposure step (at Urania, trip in US, overseas, at Aria and trip in Italy) from Eq. (1). Tables 6 and 7 show separately each contribution for  $^{39}\text{Ar}$  and  $^{37}\text{Ar}$  and for  $^3\text{H}$ , respectively. Contributions from different cosmic ray components are assumed to be independent to derive uncertainties in

total activity. The decrease of the activities induced at each step during the rest of the whole process is negligible for  $^{39}\text{Ar}$  and small for  $^3\text{H}$ , due to their long half-lives, but extremely relevant for  $^{37}\text{Ar}$ ; it is accounted for in the final activities reported in Tables 6 and 7.

For both  $^{39}\text{Ar}$  and  $^{37}\text{Ar}$ , cosmogenic neutrons are responsible of most of the induced activity. Under the assumed conditions, the relative contributions to the final  $^{39}\text{Ar}$  activity of each exposure step are the following: Urania, 34.4%; US trip, 9.0%; overseas trip, 27.7%; at Aria, 24.8%; and Italy trip, 4.1%. The exposure at Urania gives the largest contribution, followed by that of the overseas trip and at Aria. For  $^{37}\text{Ar}$ , having a much shorter half-life, the last exposure during the Italy trip is dominant, producing 55% of the final activity. Concerning  $^3\text{H}$ , the final activity in Table 7 would apply if no purification procedures were considered; however, if a 100% efficient removal of  $^3\text{H}$  was achieved in Aria, only the activity in the last step for exposure in Italy would be produced. Table 8 summarizes the expected activities once all the UAr is at LNGS. From values in Table 6, the final estimated activity of  $^{39}\text{Ar}$  is  $(20.7 \pm 2.8) \mu\text{Bq/kg}$ ; this equals 2.8% of measured activity in DarkSide-50. For  $^{37}\text{Ar}$ , the effect of cooling is very important and the expected activity when all the UAr is at LNGS is  $(103 \pm 14) \mu\text{Bq/kg}$ . From values in Table 7 for  $^3\text{H}$ , an activity of  $(2.97 \pm 0.94) \mu\text{Bq/kg}$  is expected at that time considering only activation after ideal purification in Aria; with no purification, it would be around 25 times higher.

Uncertainties quoted for activities in Tables 6 and 7 come from those of production rates, reproduced in the same tables. Concerning the correction factors of sea level cosmic ray fluxes for exposure at Urania, it has been checked that considering a description different to that applied in Section 5.2 produces very similar results; correction factors computed from EXPACS spectra in the energy range relevant for activation (1 MeV to 10 GeV) are  $f = 6.09$  for neutrons,  $f = 7.60$  for protons and  $f = 1.61$  for muons, giving a small decrease in the final activities: 1.0% for  $^{39}\text{Ar}$ , no change for  $^{37}\text{Ar}$  and 1.5% for  $^3\text{H}$  with no purification. On the other hand, unexpected events can produce relevant deviations from the baseline exposure conditions and their effect on the activation yields has been assessed. Doubling the exposure at Urania would increase the final  $^{39}\text{Ar}$  activity from  $(20.7 \pm 2.8) \mu\text{Bq/kg}$  to  $(27.7 \pm 3.9) \mu\text{Bq/kg}$ , which would be 3.8% of the DarkSide-50 activity. Exposure at Aria has been evaluated for the moment considering just the processing time, but activation produced in the periods before and after the processing should be added if storage is made above ground; to produce an additional 10% of the measured activity in DarkSide-50 (which was determined with an uncertainty of 14%), 28 months of additional exposure would be required, which is well above the period of 16 months needed for the extraction of the

**Table 8**

Summary table of estimated activation in DarkSide-20k including isotope, material, calculation details, overall activity and counting rates in TPC and inner veto. The most relevant channel for each isotope are shown in the third column (although other ones are included). All reported activity and rate values correspond to the moment when the materials are brought underground. For  $^3\text{H}$ , row (1) and (2) assume no purification and ideal purification at Aria, respectively.

Isotope	Material	Most relevant channel	Calculation	Activity ( $\mu\text{Bq/kg}$ )	TPC rate (Hz)	Veto rate (Hz)
$^{39}\text{Ar}$	UAr	$^{40}\text{Ar}(n, 2n)^{39}\text{Ar}$	Production rates from [35]	$20.7 \pm 2.8$	$1.03 \pm 0.14$	$0.662 \pm 0.090$
$^{37}\text{Ar}$	UAr	$^{40}\text{Ar}(n, 4n)^{37}\text{Ar}$	Production rates from [35]	$103 \pm 14$	$5.15 \pm 0.68$	$3.30 \pm 0.43$
$^3\text{H}$ (1)	UAr	$^{40}\text{Ar}(n, *)^3\text{H}$	$\sigma(E)$ in Fig. 2+Gordon spectrum	$76 \pm 24$	$3.8 \pm 1.2$	$2.42 \pm 0.76$
$^3\text{H}$ (2)	UAr	$^{40}\text{Ar}(n, *)^3\text{H}$	$\sigma(E)$ in Fig. 2+Gordon spectrum	$2.97 \pm 0.94$	$0.148 \pm 0.047$	$0.095 \pm 0.030$

whole amount of UAr needed. It can be concluded that there is enough contingency in the plan for production, storage and shipping of the UAr so that cosmogenic  $^{39}\text{Ar}$  activity does not endanger DarkSide-20k sensitivity.

## 6. Expected counting rates in DarkSide-20k

The rates from the estimated cosmogenic activity of products in UAr, under the assumed exposure conditions, are also shown in Table 8. Induced  $^{39}\text{Ar}$  due to the whole exposure from Urania to LNGS would add a rate of  $(1.03 \pm 0.14)$  Hz for the TPC. The contribution of  $^{37}\text{Ar}$  (being  $(5.15 \pm 0.68)$  Hz if data taking started just immediately after the arrival of all the UAr at LNGS) will decay very quickly. Comparing these numbers with the total  $\beta$  and  $\gamma$  rates presented in Section 2.2, it can be concluded that cosmogenic activity does not produce a problematic increase of the TPC and Veto rates.

## 7. Conclusions

For DarkSide-20k, material cosmogenic activation is a source of  $\beta/\gamma$  background and it has been quantified for LAr and other materials used in large amounts from realistic exposure conditions in order to assess the contribution to the counting rates and decide if additional exposure restrictions are necessary. The main results are summarized in Table 8.

For copper and stainless steel components, activation yields of isotopes with relevant half-lives (like  $^{54}\text{Mn}$ ,  $^{57}\text{Co}$  and  $^{60}\text{Co}$ ) have been computed from the measured production rates at sea level at Ref. [38]. In copper, even for 10 y of exposure to cosmic rays, estimated activities are below 0.5 Bq. In stainless steel, hundreds of Bq are expected for some isotopes for just 1 y exposure; the contribution to the counting rate of ER-like events in the TPC from  $^{54}\text{Mn}$  activity induced in steel components has been found to be negligible in comparison to the estimated total rate from  $\beta/\gamma$  backgrounds. This avoids restricting the surface residency time.

A total of 120 t of UAr depleted in  $^{39}\text{Ar}$  must be extracted and processed for filling the TPC and inner veto of DarkSide-20k. The possible induced activity on surface, from the extraction at Urania to the storage at LNGS, has been analyzed not only for  $^{39}\text{Ar}$  but also for  $^{37}\text{Ar}$  and  $^3\text{H}$ . Production rates from Ref. [35], based on a neutron irradiation experiment, have been considered for the Ar isotopes while for  $^3\text{H}$  an estimate of the production rate by cosmic neutrons made in this work obtaining  $(168 \pm 53)$  atoms/kg/day has been used. The estimated cosmogenic activity of  $^{39}\text{Ar}$  when all the UAr arrives to LNGS,  $(20.7 \pm 2.8)$   $\mu\text{Bq/kg}$  for the assumed exposure history, is considered acceptable as it is just 2.8% of the residual activity measured in DarkSide-50 for UAr of the same source and would add  $\sim 1$  Hz to the counting rate of the TPC. The quantified effect of some uncertain steps in the procedure of UAr production shows that there is enough contingency. Contributions from the induced activity of  $^{37}\text{Ar}$  and  $^3\text{H}$  are not problematic thanks to short half-life and purification, respectively. The results of this study of the cosmogenic activation of UAr will be useful to set exposure limitations for the procurement of the large amounts of radiopure UAr necessary in future LAr projects.

## Declaration of competing interest

The authors declare that they have no known competing financial interests or personal relationships that could have appeared to influence the work reported in this paper.

## Data availability

Data will be made available on request.

## Acknowledgments

This report is based upon work supported by FSC 2014–2020 - Patto per lo Sviluppo, Regione Sardegna, Italy, the U. S. National Science Foundation (NSF) (Grants No. PHY-0919363, No. PHY-1004054, No. PHY-1004072, No. PHY-1242585, No. PHY-1314483, No. PHY-1314507, associated collaborative grants, No. PHY-1211308, No. PHY-1314501, and No. PHY-1455351, as well as Major Research Instrumentation Grant No. MRI-1429544), the Italian Istituto Nazionale di Fisica Nucleare (Grants from Italian Ministero dell'Istruzione, Università, e Ricerca Progetto Premiale 2013 and Commissione Scientific Nazionale II), the Natural Sciences and Engineering Research Council of Canada, SNOLAB, and the Arthur B. McDonald Canadian Astroparticle Physics Research Institute. We acknowledge the financial support by LabEx UnivEarthS (ANR-10-LABX-0023 and ANR18-IDEX-0001), the São Paulo Research Foundation (Grant FAPESP-2017/26238-4), Chinese Academy of Sciences (113111KYSB20210030) and National Natural Science Foundation of China (12020101004). The authors were also supported by the Spanish Ministry of Science and Innovation (MICINN) through the grant PID2019-109374GBI00, the "Atracción de Talento" Grant 2018-T2/ TIC-10494, the Polish NCN, Grant No. UMO-2019/ 33/ B/ ST2/ 02884, the Polish Ministry of Science and Higher Education, MINI-SW, grant number 6811/IA/SP/2018, the International Research Agenda Programme AstroCeNT, Grant No. MAB-/2018/7, funded by the Foundation for Polish Science from the European Regional Development Fund, the European Union's Horizon 2020 research and innovation program under grant agreement No 952480 (DarkWave), the Science and Technology Facilities Council, part of the United Kingdom Research and Innovation, and The Royal Society (United Kingdom), and IN2P3-COPIN consortium (Grant No. 20-152). I.F.M.A is supported in part by Conselho Nacional de Desenvolvimento Científico e Tecnológico (CNPq). We also wish to acknowledge the support from Pacific Northwest National Laboratory, which is operated by Battelle for the U.S. Department of Energy under Contract No. DE-AC05-76RL01830. This research was supported by the Fermi National Accelerator Laboratory (Fermilab), a U.S. Department of Energy, Office of Science, HEP User Facility. Fermilab is managed by Fermi Research Alliance, LLC - (FRA), acting under Contract No. DE-AC02-07CH11359.

## References

- [1] G. Bertone, D. Hooper, History of dark matter, Rev. Modern Phys. 90 (2018) 045002, <http://dx.doi.org/10.1103/RevModPhys.90.045002>.
- [2] M. Schumann, Direct detection of WIMP dark matter: Concepts and status, J. Phys. G: Nucl. Part. Phys. 46 (2019) 103003, <http://dx.doi.org/10.1088/1361-6471/ab2ea5>.

- [3] J. Billard, et al., Direct detection of dark matter – APPEC committee report, Rep. Progr. Phys. 85 (2022) 056201, <http://dx.doi.org/10.1088/1361-6633/ac5754>.
- [4] Y. Meng, et al., Dark matter search results from the PandaX-4T commissioning run, Phys. Rev. Lett. 127 (2021) 261802, <http://dx.doi.org/10.1103/PhysRevLett.127.261802>.
- [5] E. Aprile, et al., (XENON Collaboration), Search for new physics in electronic recoil data from XENONnT, Phys. Rev. Lett. 129 (2022) 161805, <http://dx.doi.org/10.1103/PhysRevLett.129.161805>.
- [6] J. Aalbers, (LZ Collaboration), First Dark Matter Search Results from the LUX-ZEPLIN (LZ) Experiment, <http://dx.doi.org/10.48550/arXiv.2207.03764>, arXiv:2207.03764.
- [7] R. Ajaj, et al., (DEAP Collaboration), Search for dark matter with a 231-day exposure of liquid argon using DEAP-3600 at SNOLAB, Phys. Rev. D 100 (2019) 022004, <http://dx.doi.org/10.1103/PhysRevD.100.022004>.
- [8] P. Agnes, et al., (The DarkSide Collaboration), DarkSide-50 532-day dark matter search with low-radioactivity argon, Phys. Rev. D 98 (2018) 102006, <http://dx.doi.org/10.1103/PhysRevD.98.102006>.
- [9] P. Agnes, et al., (The DarkSide Collaboration), Low-mass dark matter search with the DarkSide-50 experiment, Phys. Rev. Lett. 121 (2018) 08130, <http://dx.doi.org/10.1103/PhysRevLett.121.081307>; Search for low-mass dark matter WIMPs with 12 ton-day exposure of DarkSide-50, Phys. Rev. D 107 (2023) 063001, <http://dx.doi.org/10.1103/PhysRevD.107.063001>; Search for Dark-Matter–Nucleon interactions via migdal effect with darkside-50, Phys. Rev. Lett. 130 (2023) 101001, <http://dx.doi.org/10.1103/PhysRevLett.130.101001>.
- [10] P. Agnes, et al., (The DarkSide Collaboration), Constraints on sub-GeV dark-matter electron scattering from the DarkSide-50 experiment, Phys. Rev. Lett. 121 (2018) 111303, <http://dx.doi.org/10.1103/PhysRevLett.121.111303>; Search for dark matter particle interactions with electron final states with darkside-50, Phys. Rev. Lett. 130 (2023) 101002, <http://dx.doi.org/10.1103/PhysRevLett.130.101002>.
- [11] G. Heusser, Low-radioactivity background techniques, Annu. Rev. Nucl. Part. Sci. 45 (1995) 543, <http://dx.doi.org/10.1146/annurev.ns.45.120195.002551>.
- [12] J.A. Formaggio, C.J. Martoff, Backgrounds to sensitive experiments underground, Annu. Rev. Nucl. Part. Sci. 54 (2004) 361, <http://dx.doi.org/10.1146/annurev.nucl.54.070103.181248>.
- [13] S. Cebrián, Cosmogenic activation of materials, Internat. J. Modern Phys. A 32 (2017) 1743006, <http://dx.doi.org/10.1142/S0217751X17430060>.
- [14] S. Cebrián, Cosmogenic activation in double beta decay experiments, Universe 6 (2020) 162, <http://dx.doi.org/10.3390/universe6100162>.
- [15] I. Barabanov, et al., Cosmogenic activation of germanium and its reduction for low background experiments, Nucl. Instrum. Meth. B 251 (2006) 115–120, <http://dx.doi.org/10.1016/j.nimb.2006.05.011>.
- [16] D.M. Mei, et al., Cosmogenic production as a background in searching for Rare Physics processes, Astropart. Phys. 31 (2009) 417–420, <http://dx.doi.org/10.1016/j.astropartphys.2009.04.004>.
- [17] S.R. Elliott, et al., Fast-neutron activation of long-lived isotopes in enriched Ge, Phys. Rev. C 82 (2010) 054610, <http://dx.doi.org/10.1103/PhysRevC.82.054610>.
- [18] S. Cebrián, et al., Cosmogenic activation in germanium and copper for rare event searches, Astropart. Phys. 33 (2010) 316–329, <http://dx.doi.org/10.1016/j.astropartphys.2010.03.002>.
- [19] E. Armengaud, et al., Measurement of the cosmogenic activation of germanium detectors in EDELWEISS-III, Astropart. Phys. 91 (2017) 51–64, <http://dx.doi.org/10.1016/j.astropartphys.2017.03.006>.
- [20] J. Amaré, et al., Cosmogenic production of tritium in dark matter detectors, Astropart. Phys. 97 (2018) 96–105, <http://dx.doi.org/10.1016/j.astropartphys.2017.11.004>.
- [21] R. Agnese, et al., Production rate measurement of tritium and other cosmogenic isotopes in Germanium with CDMSlite, Astropart. Phys. 104 (2019) 1–12, <http://dx.doi.org/10.1016/j.astropartphys.2018.08.006>.
- [22] J.L. Ma, et al., Study on cosmogenic activation in germanium detectors for future tonne-scale CDEX experiment, Science China-Physics, Mech. Astron. 62 (2019) 011011, <http://dx.doi.org/10.1007/s11433-018-9215-0>.
- [23] Y.L. Yan, et al., Study on cosmogenic radioactive production in germanium as a background for future rare event search experiments, Nucl. Sci. Tech. 31 (2020) 55, <http://dx.doi.org/10.1007/s41365-020-00762-1>.
- [24] R. Saldanha, et al., Cosmogenic activation of silicon, Phys. Rev. D 102 (2020) 102006, <http://dx.doi.org/10.1103/PhysRevD.102.102006>.
- [25] J. Amaré, et al., Cosmogenic radionuclide production in NaI(Tl) crystals, J. Cosm. Astrop. Phys. 02 (2015) 046, <http://dx.doi.org/10.1088/1475-7516/2015/02/046>.
- [26] P. Villar, et al., Study of the cosmogenic activation in NaI(Tl) crystals within the ANAIS experiment, Internat. J. Modern Phys. A 33 (2018) 1843006, <http://dx.doi.org/10.1142/S0217751X18430066>.
- [27] E. Barbosa de Souza, et al., Study of cosmogenic radionuclides in the COSINE-100 NaI(Tl) detectors, Astropart. Phys. 115 (2020) 102390, <http://dx.doi.org/10.1016/j.astropartphys.2019.102390>.
- [28] R. Saldanha, et al., Cosmogenic activation of sodium iodide, Phys. Rev. D 107 (2023) 022006, <http://dx.doi.org/10.1103/PhysRevD.107.022006>.
- [29] A.F. Barghouty, et al., Measurements of p-induced radionuclide production cross sections to evaluate cosmic-ray activation of Te, Nucl. Instrum. Meth. B 295 (2013) 16–21, <http://dx.doi.org/10.1016/j.nimb.2012.10.008>.
- [30] V. Lozza, J. Petzoldt, Cosmogenic activation of a natural tellurium target, Astropart. Phys. 61 (2015) 62–71, <http://dx.doi.org/10.1016/j.astropartphys.2014.06.008>.
- [31] B.S. Wang, et al., Cosmogenic-neutron activation of TeO<sub>2</sub> and implications for neutrinoless double-beta decay experiments, Phys. Rev. C 92 (2015) 024620, <http://dx.doi.org/10.1103/PhysRevC.92.024620>.
- [32] L. Baudis, et al., Cosmogenic activation of xenon and copper, Eur. Phys. J. C 75 (2015) 485, <http://dx.doi.org/10.1140/epjc/s10052-015-3711-3>.
- [33] C. Zhang, et al., Cosmogenic activation of materials used in rare event search experiments, Astropart. Phys. 84 (2016) 62–69, <http://dx.doi.org/10.1016/j.astropartphys.2016.08.008>.
- [34] J. Aalbers, et al., Cosmogenic production of <sup>37</sup>Ar in the context of the LUX-ZEPLIN experiment, Phys. Rev. D 105 (2022) 082004, <http://dx.doi.org/10.1103/PhysRevD.105.082004>.
- [35] R. Saldanha, et al., Cosmogenic production of <sup>39</sup>Ar and <sup>37</sup>Ar in argon, Phys. Rev. C 100 (2019) 024608, <http://dx.doi.org/10.1103/PhysRevC.100.024608>.
- [36] C. Zhang, D.M. Mei, Evaluation of cosmogenic production of <sup>39</sup>Ar and <sup>42</sup>Ar for rare-event physics using underground argon, Astropart. Phys. 142 (2022) 102733, <http://dx.doi.org/10.1016/j.astropartphys.2022.102733>.
- [37] W. Chen, et al., Cosmogenic background study for a <sup>100</sup>Mo-based bolometric demonstration experiment at China JinPing underground laboratory, Eur. Phys. J. C 82 (2022) 549, <http://dx.doi.org/10.1140/epjc/s10052-022-10501-y>.
- [38] M. Laubenstein, G. Heusser, Cosmogenic radionuclides in metals as indicator for sea level exposure history, App. Rad. Isot. 67 (2009) 750–754, <http://dx.doi.org/10.1016/j.apradiso.2009.01.029>.
- [39] Z. She, et al., Study on cosmogenic activation in copper for rare event search experiments, Eur. Phys. J. C 81 (2021) 1041, <http://dx.doi.org/10.1140/epjc/s10052-021-09827-w>.
- [40] V.E. Guiseppe, et al., Fast-neutron activation of long-lived nuclides in natural Pb, Astropart. Phys. 64 (2015) 34–39, <http://dx.doi.org/10.1016/j.astropartphys.2014.11.002>.
- [41] C.A.J. O'Hare, New definition of the neutrino floor for direct dark matter searches, Phys. Rev. Lett. 127 (2021) 251802, <http://dx.doi.org/10.1103/PhysRevLett.127.251802>.
- [42] A. Gaspert, et al., Neutrino backgrounds in future liquid noble element dark matter direct detection experiments, Phys. Rev. D 105 (2022) 035020, <http://dx.doi.org/10.1103/PhysRevD.105.035020>.
- [43] P. Agnes, et al., Sensitivity projections for a dual-phase argon TPC optimized for light dark matter searches through the ionization channel, Phys. Rev. D 112 (2023) 112006, <http://dx.doi.org/10.1103/PhysRevD.107.112006>.
- [44] P. Agnes, et al., Sensitivity of future liquid argon dark matter search experiments to core-collapse supernova neutrinos, J. Cosmol. Astropart. Phys. 03 (2021) 043, <http://dx.doi.org/10.1088/1475-7516/2021/03/043>.
- [45] P. Agnes, et al., Separating <sup>39</sup>Ar from <sup>40</sup>Ar by cryogenic distillation with Aria for dark-matter searches, Eur. Phys. J. C 81 (2021) 359, <http://dx.doi.org/10.1140/epjc/s10052-021-09121-9>.
- [46] E. Aaron, et al., Measurement of isotopic separation of argon with the prototype of the cryogenic distillation plant Aria for dark matter searches, Eur. Phys. J. C 83 (2023) 453, <http://dx.doi.org/10.1140/epjc/s10052-023-11430-0>.
- [47] C.E. Aalseth, et al., The DarkSide-20k collaboration, Design and construction of a new detector to measure ultra-low radioactive-isotope contamination of argon, JINST 15 (2020) P02024, <http://dx.doi.org/10.1088/1748-0221/15/02/P02024>.
- [48] D. Akimov, et al., First measurement of coherent elastic neutrino-nucleus scattering on argon, Phys. Rev. Lett. 126 (2021) 012002, <http://dx.doi.org/10.1103/PhysRevLett.126.012002>.
- [49] N. Abgrall, et al., The large enriched germanium experiment for neutrinoless double beta decay (LEGEND), AIP Conf. Proc. 1894 (2017) 020027.
- [50] E. Church, Ch. Jackson, R. Saldanha, Dark matter detection capabilities of a large multipurpose liquid argon time projection chamber, JINST 15 (2020) P092026, <http://dx.doi.org/10.1088/1748-0221/15/09/P092026>.
- [51] T. Alexander, et al., The Low-Radioactivity Underground Argon Workshop: A workshop synopsis, arXiv:1901.10108, <http://dx.doi.org/10.48550/arXiv.1901.10108>.
- [52] H.O. Back, et al., A Facility for Low-Radioactivity Underground Argon, Snowmass2021 white Paper, arXiv:2203.09734, <http://dx.doi.org/10.48550/arXiv.2203.09734>.
- [53] P. Agnes, et al., Direct detection of dark matter with DarkSide-20k, EPJ Web Conf. 280 (2023) 06003, <http://dx.doi.org/10.1051/epjconf/202328006003>.
- [54] P. Agnes, et al., Simulation of argon response and light detection in the DarkSide-50 dual phase TPC, JINST 12 (2017) P10015, <http://dx.doi.org/10.1088/1748-0221/12/10/P10015>.
- [55] M.S. Gordon, et al., Measurement of the flux and energy spectrum of cosmic-ray induced neutrons on the ground, IEEE Trans. Nucl. Sci. 51 (2004) 3427–3434, <http://dx.doi.org/10.1109/TNS.2004.839134>; Erratum; M.S. Gordon, et al., IEEE Trans. Nucl. Sci. 52 (2005) 2703.
- [56] J.F. Ziegler, Terrestrial cosmic ray intensities, IBM J. Res. Dev. 42 (1998) 117, <http://dx.doi.org/10.1147/rd.421.0117>.

- [57] N. Otuka, et al., Towards a more complete and accurate experimental nuclear reaction data library (EXFOR): International collaboration between nuclear reaction data centres (NRDC), Nucl. Data Sheets 120 (2014) 272, <http://dx.doi.org/10.1016/j.nds.2014.07.065>.
- [58] R. Silberberg, C.H. Tsao, Partial cross-sections in high-energy nuclear reactions, and astrophysical applications. I. Targets with  $z \leq 28$ , Astrophys. J. Suppl. Ser. 25 (1973) 315, *ibid* p. 335.
- [59] R. Silberberg, C.H. Tsao, Cross sections for (p, xn) reactions, and astrophysical applications, Astrophys. J. Suppl. Ser. 35 (1977) 129; Improved cross section calculations for astrophysical applications, Astrophys. J. Suppl. Ser. 58 (1985) 873; Spallation processes and nuclear interaction products of cosmic rays, Phys. Rep. 191 (1990) 351.
- [60] R. Silberberg, C.H. Tsao, Updated partial cross sections of proton–nucleus reactions, Astrophys. J. 501 (1998) 911, <http://dx.doi.org/10.1086/305862>.
- [61] J. Martoff, P.D. Lewin, COSMO- A program to estimate spallation radioactivity produced in a pure substance by exposure to cosmic-radiation on the Earth, Comput. Phys. Comm. 72 (1992) 96, [http://dx.doi.org/10.1016/0010-4655\(92\)90008-M](http://dx.doi.org/10.1016/0010-4655(92)90008-M).
- [62] J.J. Back, Y.A. Ramachers, ACTIVIA: Calculation of isotope production cross-sections and yields, Nucl. Instrum. Methods A 586 (2008) 286–294, <http://dx.doi.org/10.1016/j.nima.2007.12.008>.
- [63] A.J. Koning, et al., TENDL: Complete nuclear data library for innovative nuclear science and technology, Nucl. Data Sheets 155 (2019) 1, <http://dx.doi.org/10.1016/j.nds.2019.01.002>.
- [64] K. Shibata, et al., JENDL-4.0: A new library for nuclear science and engineering, J. Nucl. Sci. Technol. 48 (2011) 1, <http://dx.doi.org/10.1080/18811248.2011.9711805>.
- [65] Y.A. Korovin, et al., High energy activation data library, Nucl. Instrum. Methods A 624 (2010) 20–26, <http://dx.doi.org/10.1016/j.nima.2010.08.110>.
- [66] Decay Data Evaluation Project, [http://www.lnhb.fr/ddep\\_wg/](http://www.lnhb.fr/ddep_wg/).
- [67] The Lund/LBNL Nuclear Data Search, <http://nucleardata.nuclear.lu.se/toi>.
- [68] P. Benetti, et al., Measurement of the specific activity of  $^{39}\text{Ar}$  in natural argon, Nucl. Instrum. Methods A 574 (2007) 83, <http://dx.doi.org/10.1016/j.nima.2007.01.106>.
- [69] J. Calvo, et al., Backgrounds and pulse shape discrimination in the ArDM liquid argon TPC, J. Cosmol. Astropart. Phys. 12 (2018) 011, <http://dx.doi.org/10.1088/1475-7516/2018/12/011>.
- [70] R. Ajaj, et al., (DEAP Collaboration), Electromagnetic backgrounds and potassium-42 activity in the DEAP-3600 dark matter detector, Phys. Rev. D 100 (2019) 072009, <http://dx.doi.org/10.1103/PhysRevD.100.072009>.
- [71] P. Agnes, et al., (DarkSide Collaboration), Results from the first use of low radioactivity argon in a dark matter search, Phys. Rev. D 93 (2016) <http://dx.doi.org/10.1103/PhysRevD.93.081101>, 081101(R).
- [72] A. Lubashevskiy, et al., Mitigation of  $^{42}\text{Ar}/^{42}\text{K}$  background for the GERDA Phase II experiment, Eur. Phys. J. C 78 (2018) 15, <http://dx.doi.org/10.1140/epjc/s10052-017-5499-9>.
- [73] P. Cennini, et al., On atmospheric  $^{39}\text{Ar}$  and  $^{42}\text{Ar}$  abundance, Nucl. Inst. Meth. A 356 (1995) 526, [http://dx.doi.org/10.1016/0168-9002\(94\)01234-2](http://dx.doi.org/10.1016/0168-9002(94)01234-2).
- [74] A.S. Barabash, R.R. Saakyan, V.I. Umatov, On concentration of  $^{42}\text{Ar}$  in liquid argon, J. Phys. Conf. Ser. 718 (2016) 062004, <http://dx.doi.org/10.1088/1742-6596/718/6/062004>.
- [75] J. Amaré, et al., Analysis of backgrounds for the ANAIS-112 dark matter experiment, Eur. Phys. J. C 79 (2019) 412, <http://dx.doi.org/10.1140/epjc/s10052-019-6911-4>.
- [76] P. Adhikari, et al., Background model for the NaI(Tl) crystals in COSINE-100, Eur. Phys. J. C 78 (2018) 490, <http://dx.doi.org/10.1140/epjc/s10052-018-5970-2>.
- [77] E. Aprile, et al., (XENON Collaboration), Observation of excess electronic recoil events in XENON1T, Phys. Rev. D 102 (2020) 072004, <http://dx.doi.org/10.1103/PhysRevD.102.072004>.
- [78] A.E. Robinson, XENON1T observes tritium, [arXiv:2006.13278](http://dx.doi.org/10.48550/arXiv.2006.13278). <http://dx.doi.org/10.48550/arXiv.2006.13278>.
- [79] D.H. Meikrantz, et al., Tritium process applications using SAES getters for purification and collection from inert gas streams, Fus. Technol. 27 (1995) 14, <http://dx.doi.org/10.13182/FST95-A11963799>.
- [80] S. MacMullin, et al., Partial  $\gamma$ -ray production cross sections for (n, xn $\gamma$ ) reactions in natural argon at 1–30 MeV, Phys. Rev. C 85 (2012) 064614, <http://dx.doi.org/10.1103/PhysRevC.85.064614>.
- [81] S.M. Qaim, R. Wolfle, Triton emission in the interactions of fast neutrons with nuclei, Nuclear Phys. A 295 (1978) 150–162, [http://dx.doi.org/10.1016/0375-9474\(78\)90026-X](http://dx.doi.org/10.1016/0375-9474(78)90026-X).